

Physician Assistant Demographic Census Aggregate Report

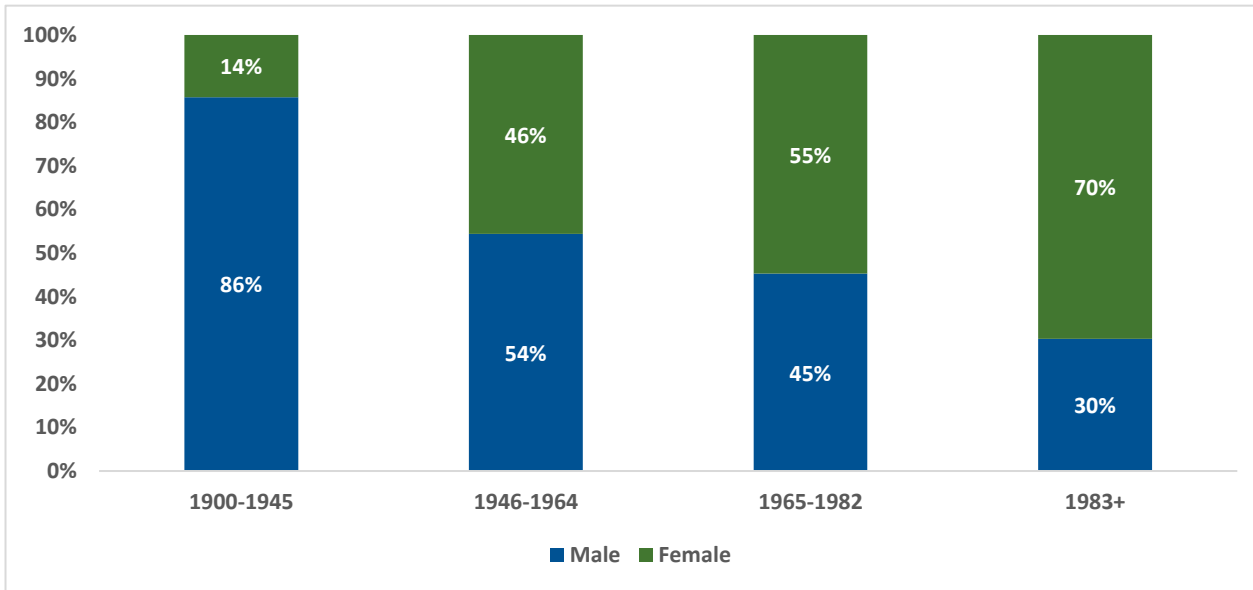
I - PHYSICIAN ASSISTANT INFORMATION

Census start date 10/1/2018
 Census end date 9/30/2020
 Created on 10/6/2020
 Total Returns 2,981

Sex	Total		Active		Retired	
Male	1,241	42%	1,221	41%	20	1%
Female	1,740	58%	1,713	57%	27	1%
Total	2,981	100%	2,934	98%	47	2%

Age group and breakdown by sex

Date of Birth	Total	Percentage	Male	Male %	Female	Female %
1900 - 1945	7	0%	6	0%	1	0%
1946 - 1964	570	19%	310	10%	260	9%
1965 - 1982	1,310	44%	593	20%	717	24%
1983+	1,094	37%	332	11%	762	26%
Total	2,981	100%	1,241	42%	1,740	58%





6. How would you classify your race/ethnicity?

	<u>Total</u>		<u>Active</u>		<u>Retired</u>	
White	2,399	80.5%	2,359	80%	40	85%
Black/African American	64	2.1%	62	2%	2	4%
American Indian/Alaskan Native	44	1.5%	44	1%	0	0%
Asian	225	7.5%	222	8%	3	6%
Native Hawaiian/other Pacific Islander	16	0.5%	16	1%	0	0%
Hispanic	127	4.3%	126	4%	1	2%
Other	36	1.2%	36	1%	0	0%
Prefer not to answer	175	5.9%	173	6%	2	4%

7. Do You have a DEA number?

	<u>Total</u>		<u>Active</u>		<u>Retired</u>	
Yes	2,850	96%	2,817	96%	33	70%
No	131	4%	117	4%	14	30%

9. Do you currently reside in Washington State?

	<u>Total</u>		<u>Active</u>		<u>Retired</u>	
Yes	2,498	84%	2,457	84%	41	87%
No	483	16%	477	16%	6	13%

13. Where did you obtain your Physician Assistant Degree?

Washington State	893	30%
Other US State/Territory	2,084	70%
Foreign Country	4	0%
Unknown	0	0%

14. Are you currently certified by NCCPA?

	<u>Total</u>		<u>Active</u>		<u>Retired</u>	
No	121	4%	114	4%	7	15%
Yes	2860	96%	2,820	96%	40	85%

If yes, what is your NCCPA certificate of added qualification?

	<u>Total</u>		<u>Active</u>		<u>Retired</u>	
Cardiovascular/Thoracic Surgery	2	0%	2	0%	0	0%
Emergency Medicine	34	1%	34	1%	0	0%
Hospital Medicine	6	0%	6	0%	0	0%
Nephrology	4	0%	4	0%	0	0%
Orthopaedic Surgery	14	0%	14	0%	0	0%
Pediatrics	3	0%	3	0%	0	0%
Psychiatry	8	0%	8	0%	0	0%
None	2,910	98%	2,749	97%	40	100%

15. Have you retired from clinical practice?

No	2,934	98%
Yes	47	2%

Questions 16 - 32 are only answered by licensees who have not retired

16. Do you plan on retiring from clinical practice in the next 12 months?

No	2,843	97%
Yes	91	3%

17. Upon retirement from clinical practice, will you convert your license to "retired active"

No	31	34%
Yes	59	65%

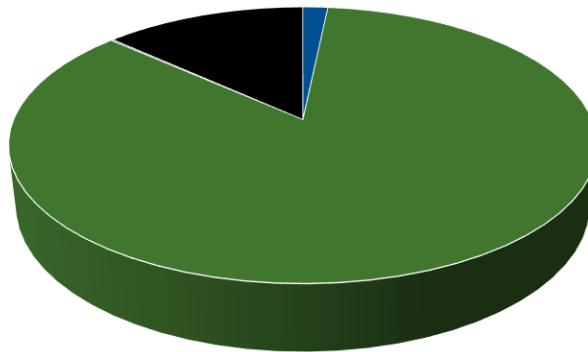
II - PRACTICE INFORMATION

18. Do you currently practice in Washington?

Yes	2,541	87%
No	393	13%

19. Do you have an ownership interest in any practice?

Yes	53	2%
No	2,881	98%



- Practices in WA, has ownership interest
- Practices in WA, No ownership interest
- Doesn't practice in WA, has ownership interest
- Doesn't practice in WA, No ownership interest



20. Place of Practice and Remote Sites

Counties	Site 1	Site 2	Site 3	Remote 1	Remote 2	Remote 3	Total PAs in County
Place of Practice in Northwest Washington							
Island	9	2		4		1	12
King	842	125	34	145	55	35	926
Pierce	324	59	15	45	23	15	366
San Juan	2						2
Skagit	48	14	4	14	3	1	59
Snohomish	163	38	7	52	13	12	222
Whatcom	48	7	2	6	3	1	56
<i>Total</i>	1436	245	62	266	97	65	1,643
Place of Practice in Southwest Washington							
Clallam	33	5		5	1		33
Clark	179	63	22	40	14	5	219
Cowlitz	22	8	2	5	3		37
Grays Harbor	16	2		4	1		20
Jefferson	7	3		3			11
Kitsap	65	11	1	10	4		76
Lewis	20	10		5	2		26
Mason	9	2	1	4			12
Pacific	4	1	1	3	1		5
Skamania	1						1
Thurston	90	27	5	25	11	4	111
Wahkiakum							0
<i>Total</i>	446	132	32	104	37	9	551
Place of Practice in Central Washington							
Benton	80	28	2	19	4		97
Chelan	39	5	1	3	2	1	45
Douglas	6	1		1			9
Grant	25	5	1	10	3	2	36
Kittitas	15	2	1	5	1		17
Klickitat	6	5		2	1		9
Okanogan	11	2		3			12
Yakima	72	14	4	14	4		79
<i>Total</i>	254	62	9	57	15	3	304
Place of Practice in Eastern Washington							
Adams	5			2		1	6
Asotin	5	4					8
Columbia	1						1
Ferry	2			1			2
Franklin	17	1	4	1	4	1	23
Garfield	1				1		2
Lincoln	1	1		1			2
Pend Oreille	4			2			4
Spokane	266	38	10	38	10	4	283
Stevens	12	3	1	5	1	1	17
Walla Walla	21	1		2		1	23
Whitman	15	4	1	5	1		18
<i>Total</i>	350	52	16	57	17	8	389
Grand Total	2,486	491	119	484	166	85	2,887



At how many remote sites do you practice?

0 or unk	2,365	81%
1	371	13%
2	100	3%
3 or more	98	3%

22. Please indicate your current area of practice and that of your sponsoring physician

Area of Practice	Principal Practice	Principal Percentage	Secondary Practice	Secondary Percentage	Sponsoring Physician	Sponsoring Physician %
Adolescent Medicine	9	0%	12	0%	5	0%
Allergy and Immunology	8	0%	3	0%	9	0%
Anesthesiology	3	0%	4	0%	20	1%
Cardiology	74	2%	18	1%	68	2%
Child Psychiatry	2	0%	4	0%	6	0%
Colon and Rectal Surgery	6	0%	5	0%	5	0%
Critical Care Medicine	32	1%	22	1%	31	1%
Dermatology	90	3%	13	0%	79	3%
Emergency Medicine	327	11%	159	5%	342	11%
Endocrinology	14	0%	2	0%	13	0%
Family Medicine	785	26%	174	6%	708	22%
Gastroenterology	55	2%	16	1%	49	2%
Geriatric Medicine	12	0%	13	0%	9	0%
Gynecology Only	13	0%	2	0%	12	0%
Infectious Diseases	9	0%	4	0%	11	0%
Internal Medicine	145	5%	96	3%	204	6%
Nephrology	11	0%	5	0%	11	0%
Neurological Surgery	69	2%	14	0%	60	2%
Neurology	16	1%	4	0%	18	1%
Obstetrics and Gynecology	25	1%	7	0%	41	1%
Occupational Medicine	70	2%	38	1%	60	2%
Ophthalmology	1	0%	1	0%	3	0%
Orthopaedic Surgery	324	11%	89	3%	308	10%
Otolaryngology	31	1%	5	0%	23	1%
Pathology	0	0%	0	0%	0	0%
Pediatrics	38	1%	31	1%	48	2%
Physical Medicine and Rehab.	21	1%	7	0%	21	1%
Plastic Surgery	16	1%	12	0%	22	1%
Preventive Medicine/Public Health	4	0%	21	1%	6	0%
Psychiatry	38	1%	19	1%	54	2%
Pulmonology	11	0%	6	0%	14	0%
Radiation Oncology	8	0%	0	0%	4	0%
Radiology	20	1%	5	0%	17	1%
Rheumatology	6	0%	2	0%	3	0%
Surgery	108	4%	26	1%	99	3%
Thoracic and Cardiac Surgery	51	2%	15	1%	50	2%
Urology	37	1%	8	0%	33	1%
Vascular Surgery	31	1%	5	0%	28	1%
Other (e.g. Hematology, Oncology)	394	13%	182	6%	209	7%
None	72	2%	1918	65%	450	14%
Total	2986	100%	2967	100%	3153	100%

23. Is your primary clinical practice:

Office based	1,863	63%
Hospital based	858	29%
Neither	214	7%

24. How many sponsoring physicians and alternates are in your practice?

0 or unknown	193	7%
1	829	28%
2 - 5	1,193	41%
6 - 10	382	13%
11 - 20	202	7%
More than 20	135	5%

25. How many delegation agreements have you listed as a participant?

0 or unknown	327	11%
1	2,048	70%
2	406	14%
3 or more	153	5%

26. On average, how often are your delegation agreements updated

Weekly	19	1%
Monthly	25	1%
Quarterly	99	3%
Semiannually	80	3%
Annually	2,367	81%
No Answer or Unk	344	12%

27. For patient related activities, indicate your practice arrangement and size of group*

Single Specialty Group	983	34%
Multi-Specialty Group	569	19%
Solo Practitioner	111	4%
Employee of a Hospital or Clinic	1,234	42%
State or Federal Employer	238	8%
Other	171	6%

Group size	Single	Single %	Multi	Multi %
501 +	13	1%	59	10%
101 - 500	14	1%	76	13%
51 - 100	41	4%	70	12%
21 - 50	190	19%	52	9%
1 - 20	620	63%	158	28%
Unknown	105	11%	154	27%
Total	983	100%	569	100%

*Practitioners may select more than one answer

All questions past this point are answered by all licensees

33. In the past 12 months, how many weeks did you work or volunteer in a clinical setting?

	<u>Total</u>		<u>Active</u>		<u>Retired</u>	
48 - 52 weeks	1,616	54%	1,611	55%	5	11%
40 - 47 weeks	487	16%	485	17%	2	4%
31 - 39 weeks	84	3%	83	3%	1	2%
1 - 30 weeks	385	13%	374	13%	11	23%
0 or unknown	409	14%	381	13%	28	60%

34. In a typical work week, indicate the average number of hours dedicated to the following professional activities

	<u>Clinical</u>		<u>Research</u>		<u>Admin</u>		<u>Education</u>		<u>Volunteer</u>		<u>Other</u>		<u>Total</u>	
	Act	Ret	Act	Ret	Act	Ret	Act	Ret	Act	Ret	Act	Ret	Act	Ret
>40 hrs	20%	0%	0%	0%	0%	0%	0%	0%	0%	0%	0%	4%	39%	13%
31-40 hrs	52%	6%	0%	0%	1%	4%	1%	0%	0%	0%	1%	0%	45%	9%
30 or less	20%	2%	12%	13%	35%	21%	23%	9%	3%	6%	6%	13%	11%	26%
0 or unk	8%	91%	88%	87%	64%	74%	76%	91%	97%	94%	93%	83%	5%	53%
Total	100%	100%	100%	100%	100%	100%	100%	100%	100%	100%	100%	100%	100%	100%

35. Do you provide telehealth/telemedicine services?

	<u>Total</u>		<u>Active</u>		<u>Retired</u>	
No	2,238	75%	2,194	75%	44	94%
Yes	743	25%	740	25%	3	6%

If yes, how many hours per week do you practice telehealth/telemedicine?

	<u>Total</u>		<u>Active</u>		<u>Retired</u>	
Over 40 hrs	8	0%	8	1%	0	0%
31 - 40 hrs	40	1%	40	5%	0	0%
10 - 30 hrs	159	5%	159	21%	0	0%
Under 10	403	14%	400	54%	3	0%
0 or unk	134	4%	134	18%	0	0%

What percentage of your telehealth/telemedicine population is provided to patients in Washington?

	<u>Total</u>		<u>Active</u>		<u>Retired</u>	
67 - 100%	416	56%	416	56%	0	0%
34 - 66%	27	4%	26	4%	1	100%
1 - 33%	80	11%	80	11%	0	0%
0% or unk	220	30%	218	29%	0	0%

36. Do you prescribe opioids for patients with chronic noncancer pain?

	<u>Total</u>		<u>Active</u>		<u>Retired</u>	
No	2,058	69%	2,015	69%	43	91%
Yes	923	31%	919	31%	4	9%

If yes, Please estimate the number of opioid patients in the last month

	<u>Total</u>		<u>Active</u>		<u>Retired</u>	
100 +	138	15%	138	15%	0	0%
51 - 99	23	2%	23	3%	0	0%
26 - 50	70	8%	70	8%	0	0%
1 - 25	566	61%	563	61%	3	75%
0 or unk	126	14%	125	14%	1	25%

37. Have you completed the pain management CME as described in WAC 246-918-890(2)?*

	<u>Total</u>		<u>Active</u>		<u>Retired</u>	
No	1,050	35%	1,023	35%	27	57%
Yes	1,931	65%	1,911	65%	20	43%

38. Are you exempt from the pain specialist consultation requirement in WAC 246-918-880 based upon one or more sets of criteria for exemption listed in WAC 246-918-890?*

	<u>Total</u>		<u>Active</u>		<u>Retired</u>	
No	2,373	80%	2,342	80%	31	66%
Yes	608	20%	592	20%	16	34%

39. Do you have colleague(s) to whom you can refer pain patients?

	<u>Total</u>		<u>Active</u>		<u>Retired</u>	
No	839	28%	813	28%	26	55%
Yes	2,142	72%	2,121	72%	21	45%

If yes, how many?

	<u>Total</u>		<u>Active</u>		<u>Retired</u>	
0 or unk	328	15%	324	15%	4	19%
1	352	16%	347	16%	5	24%
2	406	19%	402	19%	4	19%
3	286	13%	284	13%	2	10%
4	145	7%	145	7%	0	0%
5 or more	625	29%	619	29%	6	29%

40. Do you treat patients through nontraditional therapies?

	<u>Total</u>		<u>Active</u>		<u>Retired</u>	
No	2,654	89%	2,611	89%	43	91%
Yes	327	11%	323	11%	4	9%

Have you completed this census on behalf of another person?

	<u>Total</u>		<u>Active</u>		<u>Retired</u>	
No	2,915	98%	2,868	98%	47	100%
Yes	66	2%	66	2%	0	0%

*These WACs were modified and renumbered effective 1/1/19



Physician Assistant principal area of practice and counties with practice sites - Northwest Washington



	Island	King	Pierce	San Juan	Skagit	Snohomish	Whatcom	Total
Adolescent Medicine		5	2			1		8
Allergy and Immunology		2			1			3
Anesthesiology		2						2
Cardiology		22	2		4	8	2	38
Child Psychiatry		1						1
Colon and Rectal Surgery		2	1		2			5
Critical Care Medicine		19	3					22
Dermatology	1	28	11		5	5	1	51
Emergency Medicine		95	70		4	26	7	202
Endocrinology		7	2			1		10
Family Medicine/General Practice	8	160	71	2	9	64	11	325
Gastroenterology		13	5		3	1	2	24
Geriatric Medicine		3	2			1	1	7
Gynecology Only		3				2		5
Infectious Diseases		8						8
Internal Medicine (General)	1	40	25		3	9	2	80
Nephrology		2				1		3
Neurological Surgery		48	3			1	1	53
Neurology		11	2					13
Obstetrics and Gynecology		9	1			1		11
Occupational Medicine		17	12		4	6	4	43
Ophthalmology		1						1
Orthopaedic Surgery		116	40		8	26	3	193
Otolaryngology		13	6			2	1	22
Pathology								
Pediatrics (General)		14	6			4		24
Physical Med. & Rehabilitation		4	2					6
Plastic Surgery		10	2			1	1	14
Preventive Med/Public Health		1	1					2
Psychiatry		15	2		1	4	1	23
Pulmonology		2	1					3
Radiation Oncology		5						5
Radiology	1	8	5			1	2	17
Rheumatology		2			1			3
Surgery (General)		35	30		3	16	3	87
Thoracic and Cardiac Surgery		9	8		1	5	2	25
Urology		10	3		2	5	2	22
Vascular Surgery		8	6			1	2	17
Other (e.g. Hematology, Oncology.)	1	170	39		7	30	8	255
None or Unknown		4	2		1			7
Total	12	924	365	2	59	222	56	1640



Physician Assistant principal area of practice and counties with practice sites - Southwest Washington



	Clallam	Clark	Cowlitz	Grays Harbor	Jefferson	Kitsap	Lewis	Mason	Pacific	Skamania	Thurston	Wahkiakum	Total
Adolescent Medicine													
Allergy and Immunology		3	2										5
Anesthesiology													
Cardiology		7	1			2			1		1		12
Child Psychiatry													
Colon and Rectal Surgery													
Critical Care Medicine				1									1
Dermatology	2	5				4					4		15
Emergency Medicine	1	19	5	5		11	6				15		62
Endocrinology		1	1										2
Family Medicine/General Practice	18	66	14	4	6	24	8	10	2	1	38		191
Gastroenterology	2	7									1		10
Geriatric Medicine	1	1			1								3
Gynecology Only		4									1		5
Infectious Diseases													
Internal Medicine (General)	2	9	3	3	2	1	1				2		23
Nephrology		1				1					1		3
Neurological Surgery		4				1					3		8
Neurology		1									1		2
Obstetrics and Gynecology		2									1		3
Occupational Medicine						3					1		4
Ophthalmology													
Orthopaedic Surgery	1	26	1	3	2	11	3				12		59
Otolaryngology		3				1					1		5
Pathology													
Pediatrics (General)	2	3					1				2		8
Physical Med. & Rehabilitation		4											4
Plastic Surgery		1				1							2
Preventive Med/Public Health													
Psychiatry		1	1			1	2		1		2		8
Pulmonology						1							1
Radiation Oncology													
Radiology		1											1
Rheumatology													
Surgery (General)		6	2			2					3		13
Thoracic and Cardiac Surgery		3				2							5
Urology	1	4									1		6
Vascular Surgery		5				2		1					8
Other (e.g. Hematology, Oncology.)	3	31	7	4		8	5	1	1		18		78
None or Unknown		1									3		4
Total	33	219	37	20	11	76	26	12	5	1	111		551



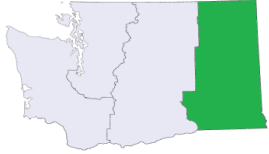
Physician Assistant principal area of practice and counties with practice sites - Central Washington



	Benton	Chelan	Douglas	Grant	Kittitas	Klickitat	Okanogan	Yakima	Total
Adolescent Medicine									
Allergy and Immunology	1							1	2
Anesthesiology									
Cardiology	1	3		2				3	9
Child Psychiatry								1	1
Colon and Rectal Surgery									
Critical Care Medicine	1								1
Dermatology	2							2	4
Emergency Medicine	16	1		5	2	2		6	32
Endocrinology	1	1		1				1	4
Family Medicine/General Practice	13	10	5	14	7	4	8	33	94
Gastroenterology	1	3						1	5
Geriatric Medicine		1							1
Gynecology Only	1				1			2	4
Infectious Diseases									
Internal Medicine (General)		5	1	3		2	1	2	14
Nephrology	1	1		1			1	1	5
Neurological Surgery		1		1					2
Neurology	1								1
Obstetrics and Gynecology	3				1				4
Occupational Medicine	8	2		3	1			3	17
Ophthalmology									
Orthopaedic Surgery	15	5		2	3		1	9	35
Otolaryngology	1								1
Pathology									
Pediatrics (General)	2	1	1						4
Physical Med. & Rehabilitation		1							1
Plastic Surgery									
Preventive Med/Public Health	1							1	2
Psychiatry	1			1		1		4	7
Pulmonology		1		1				2	4
Radiation Oncology	1								1
Radiology	1								1
Rheumatology	2								2
Surgery (General)									
Thoracic and Cardiac Surgery	3								3
Urology	2	1							3
Vascular Surgery	1								1
Other (e.g. Hematology, Oncology.)	17	7	2	2	2		1	7	38
None or Unknown									
Total	97	44	9	36	17	9	12	79	303



Physician Assistant principal area of practice and counties with practice sites - Eastern Washington



	Adams	Asotin	Columbia	Ferry	Franklin	Garfield	Lincoln	Pend Oreille	Spokane	Stevens	Walla Walla	Whitman	Total
Adolescent Medicine												1	1
Allergy and Immunology													
Anesthesiology													
Cardiology	1				1				8		1	1	12
Child Psychiatry													
Colon and Rectal Surgery									1				1
Critical Care Medicine									4				4
Dermatology		1			1				8	1	1		12
Emergency Medicine		2		1	3	2	1		25	2		1	37
Endocrinology									2				2
Family Medicine/General Practice	5	4	1	1	8		1	3	71	11	6	11	122
Gastroenterology									9				9
Geriatric Medicine									2				2
Gynecology Only									1				1
Infectious Diseases									1				1
Internal Medicine (General)					2			1	15	1	3	2	24
Nephrology									1	1			2
Neurological Surgery									4		1		5
Neurology									1				1
Obstetrics and Gynecology		1							3				4
Occupational Medicine					3				5				8
Ophthalmology													
Orthopaedic Surgery									35		2	1	38
Otolaryngology					1				1				2
Pathology													
Pediatrics (General)									6	1	1		8
Physical Med. & Rehabilitation									4		3		7
Plastic Surgery									1				1
Preventive Med/Public Health													
Psychiatry													
Pulmonology									2				2
Radiation Oncology													
Radiology									2				2
Rheumatology									1				1
Surgery (General)									7				7
Thoracic and Cardiac Surgery									10				10
Urology					1				3				4
Vascular Surgery									5				5
Other (e.g. Hematology, Oncology.)					3				44		4	1	52
None or Unknown									1		1		2
Total	6	8	1	2	23	2	2	4	283	17	23	18	389

III - SECONDARY CONTACTS

PAs who did not return a census form were emailed with a PDF copy of the census attached. Those without a valid email address were sent a hard copy. Secondary contacts are usually made approximately three to four weeks after license renewal.

Secondary contact returns as of 10-1-2020

Month	Contacts	Returns to Date	Return Rate
July	63	25	40%
August	54	22	41%
September	67	20	30%
Total	184	67	36%