

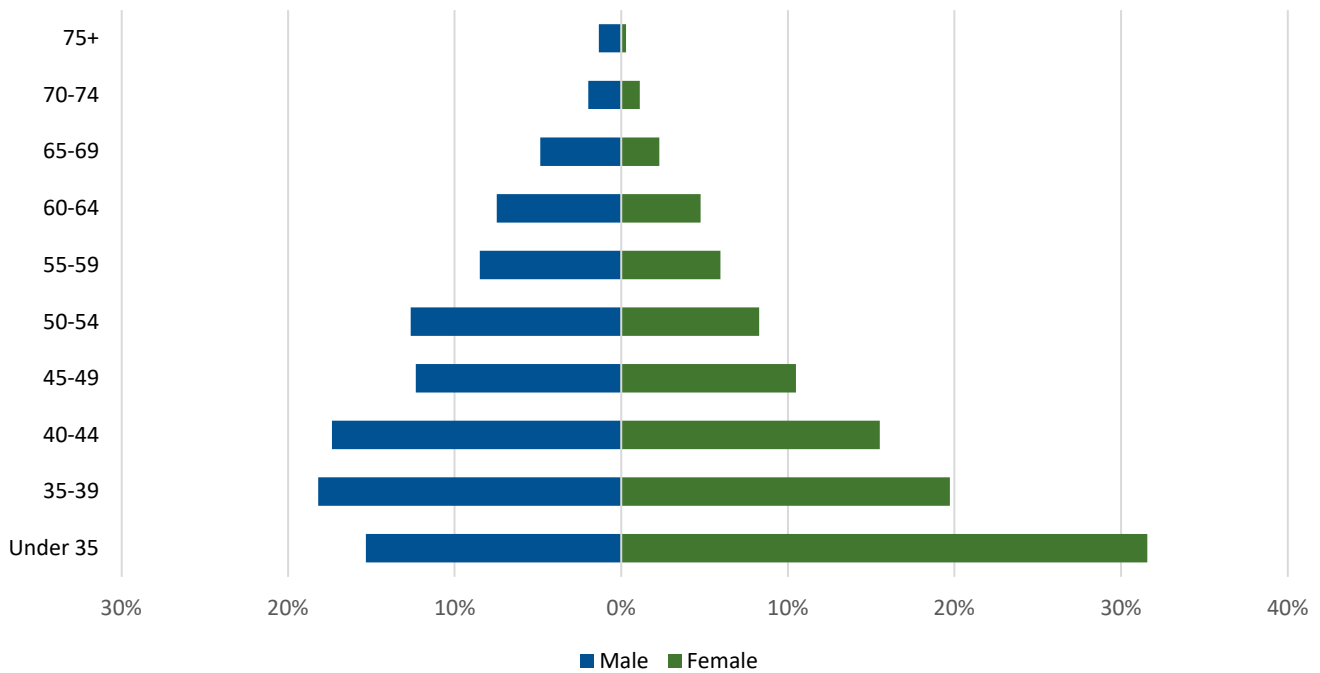
Physician Assistant Demographic Census Aggregate Report

I - PHYSICIAN ASSISTANT INFORMATION

Census start date 10/1/2022
 Census end date 9/30/2024
 Created on 10/2/2024
 Total Returns 4,079

Sex	Total		Active		Retired	
Male	1,566	38%	1,532	38%	34	1%
Female	2,499	61%	2,440	60%	59	1%
Total	4,065	100%	3,972	97%	93	2%

Practitioners by sex and age:



6. How would you classify your race/ethnicity?

	<u>Total</u>		<u>Active</u>		<u>Retired</u>	
White	3,199	78.4%	3,112	78%	87	94%
Black/African American	106	2.6%	106	3%	0	0%
American Indian/Alaskan Native	48	1.2%	47	1%	1	1%
Asian	410	10.1%	408	10%	2	2%
Native Hawaiian/other Pacific Islander	29	0.7%	29	1%	0	0%
Hispanic	202	5.0%	200	5%	2	2%
Other	50	1.2%	50	1%	0	0%
Prefer not to answer	241	5.9%	238	6%	3	3%

7. Do you have a DEA number?

	<u>Total</u>		<u>Active</u>		<u>Retired</u>	
Yes	3,803	93%	3,744	94%	59	63%
No	276	7%	242	6%	34	37%

9. Do you currently reside in Washington State?

	<u>Total</u>		<u>Active</u>		<u>Retired</u>	
Yes	3,210	79%	3,135	79%	75	81%
No	869	21%	851	21%	18	19%

13. Where did you obtain your Physician Assistant Degree?

Washington State	1,091	27%
Other US State/Territory	2,984	73%
Foreign Country	6	0%
Unknown	-2	0%

14. Are you currently certified by NCCPA?

	<u>Total</u>		<u>Active</u>		<u>Retired</u>	
No	122	3%	108	3%	14	15%
Yes	3957	97%	3,878	97%	79	85%

If yes, what is your NCCPA certificate of added qualification?

	<u>Total</u>		<u>Active</u>		<u>Retired</u>	
Cardiovascular/Thoracic Surgery	5	0%	5	0%	0	0%
Emergency Medicine	46	1%	45	1%	1	1%
Hospital Medicine	8	0%	8	0%	0	0%
Nephrology	1	0%	1	0%	0	0%
Orthopaedic Surgery	9	0%	9	0%	0	0%
Pediatrics	3	0%	3	0%	0	0%
Psychiatry	18	0%	18	0%	0	0%
None	3,985	98%	3,785	98%	78	99%

15. Have you retired from clinical practice?

No	3,986	98%
Yes	93	2%

Questions 16 - 32 are only answered by licensees who have not retired

16. Do you plan on retiring from clinical practice in the next 12 months?

No	3,929	99%
Yes	57	1%

17. Upon retirement from clinical practice, will you convert your license to "retired active"

No	24	42%
Yes	33	58%

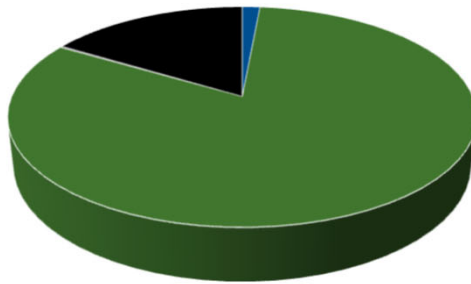
II - PRACTICE INFORMATION

18. Do you currently practice in Washington?

Yes	3,325	84%
No	661	17%

19. Do you have an ownership interest in any practice?

Yes	67	2%
No	3,919	98%



- Practices in WA, has ownership interest
- Practices in WA, No ownership interest
- Doesn't practice in WA, has ownership interest
- Doesn't practice in WA, No ownership interest

20. Place of Practice and Remote Sites

<i>Counties</i>	Site 1	Site 2	Site 3	Remote 1	Remote 2	Remote 3	Total PAs in County
Place of Practice in Northwest Washington							
Island	17	2		2			18
King	1071	172	44	151	63	33	1,165
Pierce	371	77	19	74	39	18	433
San Juan	4	1		3			6
Skagit	62	10	2	15	5	1	72
Snohomish	180	40	12	53	16	9	254
Whatcom	93	16	3	9	2	2	99
<i>Total</i>	1798	318	80	307	125	63	2,047
Place of Practice in Southwest Washington							
Clallam	41	9	4	6	1		44
Clark	244	83	23	34	16	7	305
Cowlitz	23	10		2	1		34
Grays Harbor	12	3	1	4			17
Jefferson	14			2			16
Kitsap	86	12	4	19	4	2	99
Lewis	18	5		1	1		24
Mason	13	2		3		3	20
Pacific	8	1		6			9
Skamania	1	2					3
Thurston	111	24	4	30	18	3	123
Wahkiakum							0
<i>Total</i>	571	151	36	107	41	15	694
Place of Practice in Central Washington							
Benton	96	18	4	13	2	1	112
Chelan	59	4	3	5			63
Douglas	5	1		2			8
Grant	28	8	2	11	8	1	42
Kittitas	22	6	1	4	1		26
Klickitat	19	4		3	1		24
Okanogan	21	6	2	6			24
Yakima	88	20	2	11	4	2	101
<i>Total</i>	338	67	14	55	16	4	400
Place of Practice in Eastern Washington							
Adams	7	3	1	3		1	13
Asotin	12	4			1		16
Columbia	2						2
Ferry	1	1		2			3
Franklin	19	4		4	2		25
Garfield	1						1
Lincoln	4	1		2			5
Pend Oreille	7			1			8
Spokane	336	62	9	39	23	13	357
Stevens	9	2	1	3	1		14
Walla Walla	20	5		2	1		24
Whitman	7	2		2	1		9
<i>Total</i>	425	84	11	58	29	14	477
Grand Total	3,132	620	141	527	211	96	3,618

At how many remote sites do you practice?

0 or unk	3,275	82%
1	436	11%
2	147	4%
3 or more	127	3%

22. Please indicate your current area of practice and that of your sponsoring physician

Area of Practice	Principal Practice	Principal Percentage	Secondary Practice	Secondary Percentage	Sponsoring Physician	Sponsoring Physician %
Adolescent Medicine	12	0%	18	0%	6	0%
Allergy and Immunology	14	0%	3	0%	14	0%
Anesthesiology	7	0%	2	0%	28	1%
Cardiology	109	3%	22	1%	99	2%
Child Psychiatry	3	0%	4	0%	2	0%
Colon and Rectal Surgery	10	0%	7	0%	9	0%
Critical Care Medicine	69	2%	36	1%	74	2%
Dermatology	109	3%	21	1%	98	2%
Emergency Medicine	421	10%	163	4%	461	11%
Endocrinology	15	0%	16	0%	18	0%
Family Medicine	991	24%	238	6%	912	21%
Gastroenterology	68	2%	11	0%	66	2%
Geriatric Medicine	41	1%	32	1%	28	1%
Gynecology Only	17	0%	10	0%	9	0%
Infectious Diseases	14	0%	9	0%	15	0%
Internal Medicine	211	5%	104	3%	271	6%
Nephrology	11	0%	8	0%	11	0%
Neurological Surgery	80	2%	17	0%	75	2%
Neurology	19	0%	8	0%	23	1%
Obstetrics and Gynecology	40	1%	13	0%	60	1%
Occupational Medicine	91	2%	35	1%	65	2%
Ophthalmology	1	0%	3	0%	2	0%
Orthopaedic Surgery	395	10%	84	2%	373	9%
Otolaryngology	45	1%	7	0%	39	1%
Pathology	0	0%	0	0%	1	0%
Pediatrics	66	2%	32	1%	77	2%
Physical Medicine and Rehab.	23	1%	11	0%	26	1%
Plastic Surgery	34	1%	16	0%	43	1%
Preventive Medicine/Public Health	16	0%	21	1%	13	0%
Psychiatry	78	2%	31	1%	83	2%
Pulmonology	8	0%	9	0%	21	0%
Radiation Oncology	9	0%	0	0%	8	0%
Radiology	49	1%	8	0%	46	1%
Rheumatology	7	0%	4	0%	6	0%
Surgery	154	4%	33	1%	156	4%
Thoracic and Cardiac Surgery	51	1%	19	0%	47	1%
Urology	48	1%	9	0%	41	1%
Vascular Surgery	41	1%	16	0%	39	1%
Other (e.g. Hematology, Oncology)	603	15%	248	6%	315	7%
None	95	2%	2706	67%	596	14%
Total	4075	100%	4034	100%	4276	100%

23. Is your primary clinical practice:

Office based	2,483	63%
Hospital based	1,127	28%
Neither	374	9%

24. How many sponsoring physicians and alternates are in your practice?

0 or unknown	581	15%
1	1,337	34%
2 - 5	1,302	33%
6 - 10	425	11%
11 - 20	207	5%
More than 20	134	3%

25. How many delegation agreements have you listed as a participant?

0 or unknown	886	22%
1	2,559	64%
2	395	10%
3 or more	146	4%

26. On average, how often are your delegation agreements updated

Weekly	23	1%
Monthly	33	1%
Quarterly	137	3%
Semiannually	111	3%
Annually	3,039	76%
No Answer or Unk	643	16%

27. For patient related activities, indicate your practice arrangement and size of group*

Single Specialty Group	1,399	35%
Multi-Specialty Group	613	15%
Solo Practitioner	169	4%
Employee of a Hospital or Clinic	1,743	44%
State or Federal Employer	299	8%
Other	239	6%

Group size	Single	Single %	Multi	Multi %
501 +	10	1%	59	10%
101 - 500	54	4%	85	14%
51 - 100	77	6%	47	8%
21 - 50	243	17%	88	14%
1 - 20	902	64%	200	33%
Unknown	113	8%	134	22%
Total	1399	100%	613	100%

*Practitioners may select more than one answer

All questions past this point are answered by all licensees

33. In the past 12 months, how many weeks did you work or volunteer in a clinical setting?

	<u>Total</u>		<u>Active</u>		<u>Retired</u>	
48 - 52 weeks	2,156	53%	2,151	54%	5	5%
40 - 47 weeks	712	17%	708	18%	4	4%
31 - 39 weeks	123	3%	121	3%	2	2%
1 - 30 weeks	486	12%	460	12%	26	28%
0 or unknown	602	15%	546	14%	56	60%

34. In a typical work week, indicate the average number of hours dedicated to the following professional activities

	<u>Clinical</u>		<u>Research</u>		<u>Admin</u>		<u>Education</u>		<u>Volunteer</u>		<u>Other</u>		<u>Total</u>	
	Act	Ret	Act	Ret	Act	Ret	Act	Ret	Act	Ret	Act	Ret	Act	Ret
>40 hrs	15%	1%	0%	1%	0%	1%	0%	0%	0%	1%	0%	3%	35%	8%
31-40 hrs	55%	1%	0%	1%	1%	0%	1%	0%	0%	1%	1%	1%	48%	6%
30 or less	22%	0%	11%	11%	37%	14%	23%	12%	3%	15%	6%	18%	12%	32%
0 or unk	8%	98%	89%	87%	62%	85%	76%	88%	97%	83%	93%	77%	5%	54%
Total	100%	100%	100%	100%	100%	100%	100%	100%	100%	100%	100%	100%	100%	100%

35. Do you provide telehealth/telemedicine services?

	<u>Total</u>		<u>Active</u>		<u>Retired</u>	
No	1,782	44%	1,696	43%	86	92%
Yes	2,297	56%	2,290	58%	7	8%

If yes, how many hours per week do you practice telehealth/telemedicine?

	<u>Total</u>		<u>Active</u>		<u>Retired</u>	
Over 40 hrs	4	0%	4	0%	0	0%
31 - 40 hrs	103	3%	102	4%	1	0%
10 - 30 hrs	390	10%	390	17%	0	0%
Under 10	1464	36%	1,460	64%	4	0%
0 or unk	338	8%	336	15%	2	0%

What percentage of your telehealth/telemedicine population is provided to patients in Washington?

	<u>Total</u>		<u>Active</u>		<u>Retired</u>	
67 - 100%	1,405	61%	1,403	61%	2	67%
34 - 66%	79	3%	79	3%	0	0%
1 - 33%	236	10%	235	10%	1	33%
0% or unk	577	25%	573	25%	0	0%

36. Do you prescribe opioids for patients with chronic noncancer pain?

	<u>Total</u>		<u>Active</u>		<u>Retired</u>	
No	2,917	72%	2,831	71%	86	92%
Yes	1,162	28%	1,155	29%	7	8%

If yes, Please estimate the number of opioid patients in the last month

	<u>Total</u>		<u>Active</u>		<u>Retired</u>	
100 +	31	3%	31	3%	0	0%
51 - 99	20	2%	20	2%	0	0%
26 - 50	82	7%	82	7%	0	0%
1 - 25	820	71%	820	71%	0	0%
0 or unk	209	18%	202	17%	7	100%

37. Have you completed the pain management CME as described in WAC 246-918-890(2)?*

	<u>Total</u>		<u>Active</u>		<u>Retired</u>	
No	1,051	26%	1,020	26%	31	33%
Yes	3,028	74%	2,966	74%	62	67%

38. Are you exempt from the pain specialist consultation requirement in WAC 246-918-880 based upon one or more sets of criteria for exemption listed in WAC 246-918-890?*

	<u>Total</u>		<u>Active</u>		<u>Retired</u>	
No	3,218	79%	3,151	79%	67	72%
Yes	861	21%	835	21%	26	28%

39. Do you have colleague(s) to whom you can refer pain patients?

	<u>Total</u>		<u>Active</u>		<u>Retired</u>	
No	1,351	33%	1,301	33%	50	54%
Yes	2,728	67%	2,685	67%	43	46%

If yes, how many?

	<u>Total</u>		<u>Active</u>		<u>Retired</u>	
0 or unk	714	26%	705	26%	9	21%
1	432	16%	423	16%	9	21%
2	477	17%	468	17%	9	21%
3	301	11%	296	11%	5	12%
4	176	6%	176	7%	0	0%
5 or more	631	23%	620	23%	11	26%

40. Do you treat patients through nontraditional therapies?

	<u>Total</u>		<u>Active</u>		<u>Retired</u>	
No	3,699	91%	3,612	91%	87	94%
Yes	380	9%	374	9%	6	6%

Have you completed this census on behalf of another person?

	<u>Total</u>		<u>Active</u>		<u>Retired</u>	
No	4,020	99%	3,927	99%	93	100%
Yes	58	1%	58	1%	0	0%

Physician Assistant principal area of practice and counties with practice sites - Northwest Washington

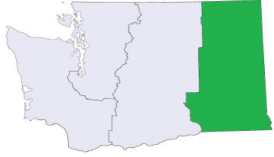

	Island	King	Pierce	San Juan	Skagit	Snohomish	Whatcom	Total
Adolescent Medicine		2				1		3
Allergy and Immunology		5	2				2	9
Anesthesiology		2	2			1		5
Cardiology		39	5		3	14	1	62
Child Psychiatry		2						2
Colon and Rectal Surgery		2	4		1	2		9
Critical Care Medicine		35	14					49
Dermatology		31	16		1	2	2	52
Emergency Medicine	1	100	59		4	28	9	201
Endocrinology		6						6
Family Medicine/General Practice	13	164	82	4	19	58	23	363
Gastroenterology		18	6		4	6	4	38
Geriatric Medicine		11	3			1	1	16
Gynecology Only		8	2			1		11
Infectious Diseases		11	1			2		14
Internal Medicine (General)		56	13		6	8	3	86
Nephrology		1				1		2
Neurological Surgery		45	7			2	1	55
Neurology		8	3			1	1	13
Obstetrics and Gynecology		15	2		2	1	1	21
Occupational Medicine	1	19	10		2	5	6	43
Ophthalmology		1						1
Orthopaedic Surgery	1	122	49		10	25	14	221
Otolaryngology		24	6		1	6		37
Pathology								
Pediatrics (General)	1	32	5		1	5		44
Physical Med. & Rehabilitation		6	3		1	1	1	12
Plastic Surgery		16	3			4		23
Preventive Med/Public Health		5	3					8
Psychiatry		27	8			2		37
Pulmonology			2				1	3
Radiation Oncology		6						6
Radiology		16	9			9	4	38
Rheumatology			2		1			3
Surgery (General)		53	32		6	19	4	114
Thoracic and Cardiac Surgery		16	9			1	1	27
Urology	1	12	3		3	3	1	23
Vascular Surgery		8	5			4	3	20
Other (e.g. Hematology, Oncology.)		218	51	2	7	35	14	327
None or Unknown		7	6			2		15
Total	18	1149	427	6	72	250	97	2019

Physician Assistant principal area of practice and counties with practice sites - Southwest Washington


	Clallam	Clark	Cowlitz	Grays Harbor	Jefferson	Kitsap	Lewis	Mason	Pacific	Skamania	Thurston	Wahkiakum	Total
Adolescent Medicine								1					1
Allergy and Immunology		5	1			1							7
Anesthesiology		1									1		2
Cardiology	1	7	1			4	1		1		3		18
Child Psychiatry													
Colon and Rectal Surgery													
Critical Care Medicine		4											4
Dermatology	2	6	2		1	5	1				3		20
Emergency Medicine	2	22	6	8	1	10	8	1			22		80
Endocrinology													
Family Medicine/General Practice	23	80	10	2	7	37	9	10	6	3	29		216
Gastroenterology	2	7	1								1		11
Geriatric Medicine		4						1					5
Gynecology Only	1	1				1	1				2		6
Infectious Diseases													
Internal Medicine (General)	2	20	3	1	2	4		1			4		37
Nephrology		2									1		3
Neurological Surgery	1	5									2		8
Neurology		1											1
Obstetrics and Gynecology		2					1				2		5
Occupational Medicine						3					4		7
Ophthalmology													
Orthopaedic Surgery	2	32		1	2	10		1			13		61
Otolaryngology		5									1		6
Pathology													
Pediatrics (General)	2	2							1		1		6
Physical Med. & Rehabilitation		6				1					1		8
Plastic Surgery		2			1								3
Preventive Med/Public Health		1											1
Psychiatry	1	4	1			2		1			4		13
Pulmonology						1							1
Radiation Oncology													
Radiology		5	4			1							10
Rheumatology													
Surgery (General)		9	1			5					3		18
Thoracic and Cardiac Surgery		1				1					1		3
Urology		5				1					5		11
Vascular Surgery	1	6				3					1		11
Other (e.g. Hematology, Oncology.)	4	57	4	5	2	9	3	4	1		18		107
None or Unknown		2									1		3
Total	44	304	34	17	16	99	24	20	9	3	123		693

Physician Assistant principal area of practice and counties with practice sites - Central Washington


	Benton	Chelan	Douglas	Grant	Kittitas	Klickitat	Okanogan	Yakima	Total
Adolescent Medicine									
Allergy and Immunology									
Anesthesiology									
Cardiology		3					1	2	6
Child Psychiatry									
Colon and Rectal Surgery	1								1
Critical Care Medicine	1					1			2
Dermatology	5	1			2	2		2	12
Emergency Medicine	17	6		6	11	7	3	4	54
Endocrinology	1	2		1				1	5
Family Medicine/General Practice	21	16	4	15	7	11	12	38	124
Gastroenterology	1	3		2				1	7
Geriatric Medicine	1			1				1	3
Gynecology Only	1								1
Infectious Diseases									
Internal Medicine (General)	3	3		5		3	4	3	21
Nephrology		1	1						2
Neurological Surgery		4							4
Neurology	1	1							2
Obstetrics and Gynecology	3				1			1	5
Occupational Medicine	7	3	1	2				3	16
Ophthalmology									
Orthopaedic Surgery	12	5		3	2		1	6	29
Otolaryngology	1								1
Pathology									
Pediatrics (General)		2	1	1	1			6	11
Physical Med. & Rehabilitation									
Plastic Surgery									
Preventive Med/Public Health									
Psychiatry	2	1						3	6
Pulmonology								2	2
Radiation Oncology	1								1
Radiology		1							1
Rheumatology	1								1
Surgery (General)	7							1	8
Thoracic and Cardiac Surgery	2	1							3
Urology	2	1	1					2	6
Vascular Surgery	3								3
Other (e.g. Hematology, Oncology.)	16	9		6	2		3	24	60
None or Unknown	1							1	2
Total	111	63	8	42	26	24	24	101	399

Physician Assistant principal area of practice and counties with practice sites - Eastern Washington


	Adams	Asotin	Columbia	Ferry	Franklin	Garfield	Lincoln	Pend Oreille	Spokane	Stevens	Walla Walla	Whitman	Total
Adolescent Medicine												1	1
Allergy and Immunology													
Anesthesiology													
Cardiology									7		2		9
Child Psychiatry													
Colon and Rectal Surgery													
Critical Care Medicine									5				5
Dermatology		1							10	1	2		14
Emergency Medicine	5	9			1	1	2	2	33		1		54
Endocrinology									1		1		2
Family Medicine/General Practice	6	4	2	2	11		2	6	80	10	7	5	135
Gastroenterology									14				14
Geriatric Medicine	1								7				8
Gynecology Only													
Infectious Diseases													
Internal Medicine (General)	1				2				20		2		25
Nephrology													
Neurological Surgery									6				6
Neurology									3				3
Obstetrics and Gynecology									5				5
Occupational Medicine		1			4				10		1	1	17
Ophthalmology													
Orthopaedic Surgery				1			1		47	1	2	1	53
Otolaryngology									2				2
Pathology													
Pediatrics (General)									5		1		6
Physical Med. & Rehabilitation									4				4
Plastic Surgery									4				4
Preventive Med/Public Health									1				1
Psychiatry					1				5			1	7
Pulmonology									1				1
Radiation Oncology									1				1
Radiology									4				4
Rheumatology									2				2
Surgery (General)					1				9				10
Thoracic and Cardiac Surgery									9				9
Urology									4				4
Vascular Surgery									5				5
Other (e.g. Hematology, Oncology.)		1			5				52	2	5		65
None or Unknown									1				1
Total	13	16	2	3	25	1	5	8	357	14	24	9	477

III - SECONDARY CONTACTS

PAs who did not return a census form were emailed a reminder with a link to the census. Those without a valid email address were sent a hard copy. Secondary contacts are usually made approximately three to four weeks after license renewal.

Secondary contact returns as of 09-30-2024

Month	Contacts	Returns to Date	Return Rate
July	51	20	39%
August	58	20	34%
September	50	20	40%
Total	159	60	38%