

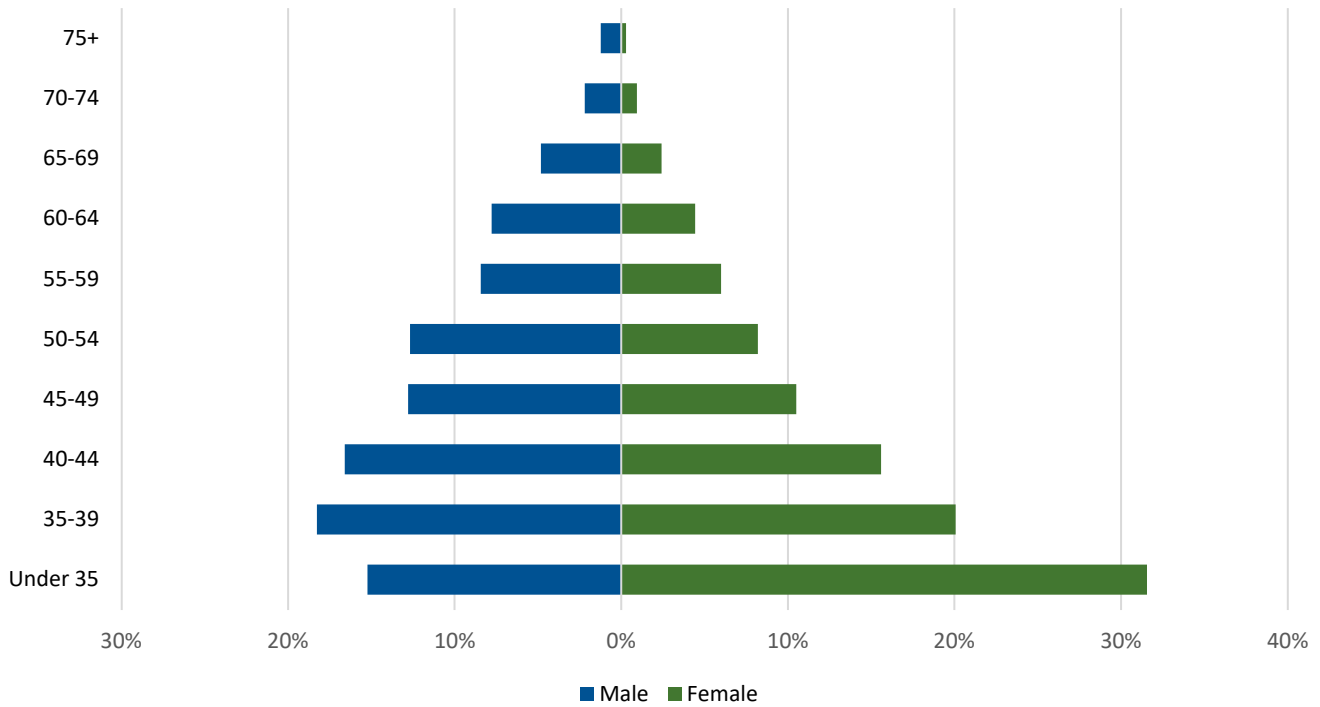
# Physician Assistant Demographic Census Aggregate Report

## I - PHYSICIAN ASSISTANT INFORMATION

Census start date 7/1/2022  
 Census end date 6/30/2024  
 Created on 7/1/2024  
 Total Returns 4,007

Sex	Total		Active		Retired	
Male	1,556	39%	1,521	38%	35	1%
Female	2,441	61%	2,386	60%	55	1%
<b>Total</b>	<b>3,997</b>	<b>100%</b>	<b>3,907</b>	<b>98%</b>	<b>90</b>	<b>2%</b>

Practitioners by sex and age:



**6. How would you classify your race/ethnicity?**

	<u>Total</u>		<u>Active</u>		<u>Retired</u>	
White	3,136	78.3%	3,053	78%	83	92%
Black/African American	104	2.6%	104	3%	0	0%
American Indian/Alaskan Native	48	1.2%	47	1%	1	1%
Asian	401	10.0%	400	10%	1	1%
Native Hawaiian/other Pacific Islander	26	0.6%	26	1%	0	0%
Hispanic	193	4.8%	191	5%	2	2%
Other	51	1.3%	50	1%	1	1%
Prefer not to answer	248	6.2%	244	6%	4	4%

**7. Do you have a DEA number?**

	<u>Total</u>		<u>Active</u>		<u>Retired</u>	
Yes	3,738	93%	3,683	94%	55	61%
No	269	7%	234	6%	35	39%

**9. Do you currently reside in Washington State?**

	<u>Total</u>		<u>Active</u>		<u>Retired</u>	
Yes	3,164	79%	3,093	79%	71	79%
No	843	21%	824	21%	19	21%

**13. Where did you obtain your Physician Assistant Degree?**

Washington State	1,087	27%
Other US State/Territory	2,916	73%
Foreign Country	6	0%
Unknown	-2	0%

**14. Are you currently certified by NCCPA?**

	<u>Total</u>		<u>Active</u>		<u>Retired</u>	
No	128	3%	114	3%	14	16%
Yes	3879	97%	3,803	97%	76	84%

**If yes, what is your NCCPA certificate of added qualification?**

	<u>Total</u>		<u>Active</u>		<u>Retired</u>	
Cardiovascular/Thoracic Surgery	5	0%	5	0%	0	0%
Emergency Medicine	47	1%	46	1%	1	1%
Hospital Medicine	8	0%	8	0%	0	0%
Nephrology	0	0%	0	0%	0	0%
Orthopaedic Surgery	9	0%	9	0%	0	0%
Pediatrics	2	0%	2	0%	0	0%
Psychiatry	17	0%	17	0%	0	0%
None	3,915	98%	3,712	98%	75	99%

**15. Have you retired from clinical practice?**

No	3,917	98%
Yes	90	2%

**Questions 16 - 32 are only answered by licensees who have not retired**

**16. Do you plan on retiring from clinical practice in the next 12 months?**

No	3,857	99%
Yes	60	2%

**17. Upon retirement from clinical practice, will you convert your license to "retired active"**

No	24	40%
Yes	36	60%

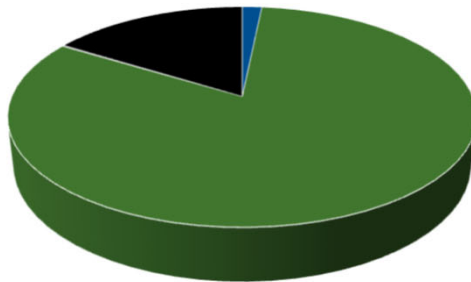
**II - PRACTICE INFORMATION**

**18. Do you currently practice in Washington?**

Yes	3,277	84%
No	640	16%

**19. Do you have an ownership interest in any practice?**

Yes	70	2%
No	3,847	98%



- Practices in WA, has ownership interest
- Practices in WA, No ownership interest
- Doesn't practice in WA, has ownership interest
- Doesn't practice in WA, No ownership interest

**20. Place of Practice and Remote Sites**

<i>Counties</i>	Site 1	Site 2	Site 3	Remote 1	Remote 2	Remote 3	Total PAs in County
<b>Place of Practice in Northwest Washington</b>							
Island	15	2		2			16
King	1085	164	41	170	69	36	1,169
Pierce	385	77	22	77	45	19	445
San Juan	3	1		2			5
Skagit	61	11	1	15	4	2	73
Snohomish	186	43	12	58	18	10	262
Whatcom	84	12	2	10	4	2	90
<i>Total</i>	1819	310	78	334	140	69	2,060
<b>Place of Practice in Southwest Washington</b>							
Clallam	35	7	1	7	1		39
Clark	249	83	23	40	18	8	312
Cowlitz	23	9		2	1		33
Grays Harbor	12	3	1	5			18
Jefferson	14			3			14
Kitsap	84	15	5	20	5	3	103
Lewis	16	5		1	1		22
Mason	14	2		3		3	21
Pacific	8	1		6			9
Skamania	1	3		1			4
Thurston	110	23	5	31	18	4	123
Wahkiakum							0
<i>Total</i>	566	151	35	119	44	18	698
<b>Place of Practice in Central Washington</b>							
Benton	93	18	3	13	1	1	105
Chelan	57	4	3	6	1		62
Douglas	5	1		2			7
Grant	31	10	2	13	9	1	47
Kittitas	23	6	1	4	1		27
Klickitat	17	3	1	4	1		21
Okanogan	24	7	2	7	1		28
Yakima	85	18	2	12	5	2	99
<i>Total</i>	335	67	14	61	19	4	396
<b>Place of Practice in Eastern Washington</b>							
Adams	9	2	1	3		1	13
Asotin	12	3			1		14
Columbia	2						2
Ferry	1	1		2			3
Franklin	18	4		4	2		24
Garfield	1						1
Lincoln	5	2		3			7
Pend Oreille	6			1			7
Spokane	336	60	12	46	27	14	358
Stevens	9	2	1	3	1	1	15
Walla Walla	24	6		1	1		28
Whitman	8	2		3	1		10
<i>Total</i>	431	82	14	66	33	16	482
<b>Grand Total</b>	<b>3,151</b>	<b>610</b>	<b>141</b>	<b>580</b>	<b>236</b>	<b>107</b>	<b>3,636</b>

**At how many remote sites do you practice?**

0 or unk	3,167	81%
1	455	12%
2	163	4%
3 or more	131	3%

**22. Please indicate your current area of practice and that of your sponsoring physician**

Area of Practice	Principal Practice	Principal Percentage	Secondary Practice	Secondary Percentage	Sponsoring Physician	Sponsoring Physician %
Adolescent Medicine	10	0%	20	1%	6	0%
Allergy and Immunology	12	0%	2	0%	12	0%
Anesthesiology	8	0%	2	0%	29	1%
Cardiology	105	3%	22	1%	90	2%
Child Psychiatry	2	0%	4	0%	2	0%
Colon and Rectal Surgery	9	0%	9	0%	9	0%
Critical Care Medicine	61	2%	32	1%	63	2%
Dermatology	110	3%	23	1%	103	2%
Emergency Medicine	410	10%	171	4%	446	11%
Endocrinology	19	0%	13	0%	19	0%
Family Medicine	964	24%	247	6%	864	21%
Gastroenterology	66	2%	11	0%	60	1%
Geriatric Medicine	37	1%	25	1%	28	1%
Gynecology Only	17	0%	12	0%	10	0%
Infectious Diseases	15	0%	9	0%	15	0%
Internal Medicine	199	5%	106	3%	250	6%
Nephrology	11	0%	6	0%	11	0%
Neurological Surgery	79	2%	19	0%	74	2%
Neurology	21	1%	9	0%	23	1%
Obstetrics and Gynecology	36	1%	16	0%	58	1%
Occupational Medicine	90	2%	36	1%	64	2%
Ophthalmology	1	0%	3	0%	2	0%
Orthopaedic Surgery	391	10%	90	2%	359	9%
Otolaryngology	46	1%	9	0%	37	1%
Pathology	1	0%	0	0%	1	0%
Pediatrics	63	2%	37	1%	71	2%
Physical Medicine and Rehab.	24	1%	12	0%	29	1%
Plastic Surgery	32	1%	15	0%	40	1%
Preventive Medicine/Public Health	14	0%	19	0%	10	0%
Psychiatry	71	2%	28	1%	77	2%
Pulmonology	8	0%	7	0%	16	0%
Radiation Oncology	8	0%	1	0%	7	0%
Radiology	44	1%	8	0%	39	1%
Rheumatology	7	0%	3	0%	6	0%
Surgery	154	4%	36	1%	151	4%
Thoracic and Cardiac Surgery	47	1%	25	1%	48	1%
Urology	52	1%	11	0%	43	1%
Vascular Surgery	40	1%	14	0%	37	1%
Other (e.g. Hematology, Oncology)	607	15%	250	6%	326	8%
None	96	2%	2602	66%	646	15%
<b>Total</b>	<b>3987</b>	<b>100%</b>	<b>3964</b>	<b>100%</b>	<b>4181</b>	<b>100%</b>

**23. Is your primary clinical practice:**

Office based	2,431	62%
Hospital based	1,134	29%
Neither	350	9%

**24. How many sponsoring physicians and alternates are in your practice?**

0 or unknown	334	9%
1	1,399	36%
2 - 5	1,358	35%
6 - 10	461	12%
11 - 20	225	6%
More than 20	140	4%

**25. How many delegation agreements have you listed as a participant?**

0 or unknown	616	16%
1	2,700	69%
2	447	11%
3 or more	154	4%

**26. On average, how often are your delegation agreements updated**

Weekly	24	1%
Monthly	33	1%
Quarterly	142	4%
Semiannually	114	3%
Annually	3,012	77%
No Answer or Unk	592	15%

**27. For patient related activities, indicate your practice arrangement and size of group\***

Single Specialty Group	1,365	35%
Multi-Specialty Group	618	16%
Solo Practitioner	181	5%
Employee of a Hospital or Clinic	1,720	44%
State or Federal Employer	298	8%
Other	223	6%

Group size	Single	Single %	Multi	Multi %
501 +	11	1%	56	9%
101 - 500	50	4%	85	14%
51 - 100	73	5%	46	7%
21 - 50	239	18%	92	15%
1 - 20	864	63%	185	30%
Unknown	128	9%	154	25%
Total	1365	100%	618	100%

\*Practitioners may select more than one answer



**All questions past this point are answered by all licensees**

**33. In the past 12 months, how many weeks did you work or volunteer in a clinical setting?**

	<u>Total</u>		<u>Active</u>		<u>Retired</u>	
48 - 52 weeks	2,144	54%	2,139	55%	5	6%
40 - 47 weeks	698	17%	693	18%	5	6%
31 - 39 weeks	114	3%	112	3%	2	2%
1 - 30 weeks	453	11%	428	11%	25	28%
0 or unknown	598	15%	545	14%	53	59%

**34. In a typical work week, indicate the average number of hours dedicated to the following professional activities**

	<u>Clinical</u>		<u>Research</u>		<u>Admin</u>		<u>Education</u>		<u>Volunteer</u>		<u>Other</u>		<u>Total</u>	
	Act	Ret	Act	Ret	Act	Ret	Act	Ret	Act	Ret	Act	Ret	Act	Ret
>40 hrs	15%	1%	0%	1%	0%	1%	0%	0%	0%	1%	0%	4%	33%	9%
31-40 hrs	55%	0%	0%	1%	1%	0%	0%	0%	0%	1%	1%	1%	50%	6%
30 or less	22%	0%	11%	10%	35%	16%	22%	12%	3%	16%	5%	19%	12%	33%
0 or unk	8%	99%	89%	88%	64%	83%	78%	88%	97%	82%	94%	76%	5%	52%
Total	100%	100%	100%	100%	100%	100%	100%	100%	100%	100%	100%	100%	100%	100%

**35. Do you provide telehealth/telemedicine services?**

	<u>Total</u>		<u>Active</u>		<u>Retired</u>	
No	1,736	43%	1,654	42%	82	91%
Yes	2,271	57%	2,263	58%	8	9%

**If yes, how many hours per week do you practice telehealth/telemedicine?**

	<u>Total</u>		<u>Active</u>		<u>Retired</u>	
Over 40 hrs	5	0%	5	0%	0	0%
31 - 40 hrs	100	2%	99	4%	1	0%
10 - 30 hrs	398	10%	398	18%	0	0%
Under 10	1504	38%	1,499	66%	5	0%
0 or unk	266	7%	264	12%	2	0%

**What percentage of your telehealth/telemedicine population is provided to patients in Washington?**

	<u>Total</u>		<u>Active</u>		<u>Retired</u>	
67 - 100%	1,449	64%	1,445	64%	4	80%
34 - 66%	80	4%	80	4%	0	0%
1 - 33%	240	11%	239	11%	1	20%
0% or unk	502	22%	499	22%	0	0%

**36. Do you prescribe opioids for patients with chronic noncancer pain?**

	<u>Total</u>		<u>Active</u>		<u>Retired</u>	
No	2,875	72%	2,791	71%	84	93%
Yes	1,132	28%	1,126	29%	6	7%

**If yes, Please estimate the number of opioid patients in the last month**

	<u>Total</u>		<u>Active</u>		<u>Retired</u>	
100 +	34	3%	34	3%	0	0%
51 - 99	24	2%	24	2%	0	0%
26 - 50	95	8%	95	8%	0	0%
1 - 25	840	74%	840	75%	0	0%
0 or unk	139	12%	133	12%	6	100%



**37. Have you completed the pain management CME as described in WAC 246-918-890(2)?\***

	<u>Total</u>		<u>Active</u>		<u>Retired</u>	
No	1,085	27%	1,056	27%	29	32%
Yes	2,922	73%	2,861	73%	61	68%

**38. Are you exempt from the pain specialist consultation requirement in WAC 246-918-880 based upon one or more sets of criteria for exemption listed in WAC 246-918-890?\***

	<u>Total</u>		<u>Active</u>		<u>Retired</u>	
No	3,162	79%	3,096	79%	66	73%
Yes	845	21%	821	21%	24	27%

**39. Do you have colleague(s) to whom you can refer pain patients?**

	<u>Total</u>		<u>Active</u>		<u>Retired</u>	
No	1,253	31%	1,203	31%	50	56%
Yes	2,754	69%	2,714	69%	40	44%

**If yes, how many?**

	<u>Total</u>		<u>Active</u>		<u>Retired</u>	
0 or unk	593	22%	587	22%	6	15%
1	454	16%	445	16%	9	23%
2	506	18%	498	18%	8	20%
3	326	12%	321	12%	5	13%
4	186	7%	186	7%	0	0%
5 or more	690	25%	678	25%	12	30%

**40. Do you treat patients through nontraditional therapies?**

	<u>Total</u>		<u>Active</u>		<u>Retired</u>	
No	3,633	91%	3,549	91%	84	93%
Yes	374	9%	368	9%	6	7%

**Have you completed this census on behalf of another person?**

	<u>Total</u>		<u>Active</u>		<u>Retired</u>	
No	3,949	99%	3,859	99%	90	100%
Yes	58	1%	58	1%	0	0%

**Physician Assistant principal area of practice and counties with practice sites - Northwest Washington**


	Island	King	Pierce	San Juan	Skagit	Snohomish	Whatcom	Total
Adolescent Medicine		3				1		4
Allergy and Immunology		5	2				1	8
Anesthesiology		3	2			1		6
Cardiology		40	5		3	14		62
Child Psychiatry		2						2
Colon and Rectal Surgery		2	4		1	1		8
Critical Care Medicine		33	13			1		47
Dermatology		34	18		2	2	2	58
Emergency Medicine	1	100	61		4	31	8	205
Endocrinology		8	1					9
Family Medicine/General Practice	13	162	87	4	21	60	19	366
Gastroenterology		18	7		4	6	3	38
Geriatric Medicine		10	4			2	1	17
Gynecology Only		8	2			1		11
Infectious Diseases		11	1			2		14
Internal Medicine (General)		59	13		4	7	3	86
Nephrology		1						1
Neurological Surgery		45	7			3	1	56
Neurology		9	3			2	1	15
Obstetrics and Gynecology		14	2		2	1	1	20
Occupational Medicine		20	10		3	5	7	45
Ophthalmology		1						1
Orthopaedic Surgery	1	125	47		10	28	14	225
Otolaryngology		25	6		1	5		37
Pathology		1						1
Pediatrics (General)		31	5		1	4		41
Physical Med. & Rehabilitation		6	2		1	1	1	11
Plastic Surgery		14	3			4		21
Preventive Med/Public Health		4	3					7
Psychiatry		24	8		1	3		36
Pulmonology		1	1				1	3
Radiation Oncology		6						6
Radiology		16	9			9	3	37
Rheumatology		1	1		1			3
Surgery (General)		54	32		6	20	4	116
Thoracic and Cardiac Surgery		15	9			1	1	26
Urology	1	13	3		4	3	2	26
Vascular Surgery		8	6			2	3	19
Other (e.g. Hematology, Oncology.)		225	60	1	4	38	13	341
None or Unknown		7	6			3		16
<b>Total</b>	<b>16</b>	<b>1164</b>	<b>443</b>	<b>5</b>	<b>73</b>	<b>261</b>	<b>89</b>	<b>2051</b>

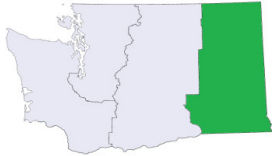
**Physician Assistant principal area of practice and counties with practice sites - Southwest Washington**


	Clallam	Clark	Cowlitz	Grays Harbor	Jefferson	Kitsap	Lewis	Mason	Pacific	Skamania	Thurston	Wahkiakum	Total
Adolescent Medicine								1					1
Allergy and Immunology		5	1			1							7
Anesthesiology		1									1		2
Cardiology	1	9	1			3	1		1		3		19
Child Psychiatry													
Colon and Rectal Surgery													
Critical Care Medicine		4											4
Dermatology	2	7	2		1	6					2		20
Emergency Medicine	2	23	8	8		9	7	1			20		78
Endocrinology													
Family Medicine/General Practice	17	76	8	3	7	36	10	11	6	4	31		209
Gastroenterology	2	7	1								1		11
Geriatric Medicine	1	4						1					6
Gynecology Only	1	2				1	1				2		7
Infectious Diseases													
Internal Medicine (General)	2	20	2	1	1	5		1			4		36
Nephrology		2									1		3
Neurological Surgery	1	5									2		8
Neurology		1											1
Obstetrics and Gynecology		2									2		4
Occupational Medicine						3					4		7
Ophthalmology													
Orthopaedic Surgery	3	32		1	2	13		1			12		64
Otolaryngology		6									2		8
Pathology													
Pediatrics (General)	2	3							1		1		7
Physical Med. & Rehabilitation		7				1					1		9
Plastic Surgery		2			1								3
Preventive Med/Public Health		1											1
Psychiatry	1	4	1			2		1			5		14
Pulmonology						1							1
Radiation Oncology													
Radiology		4	4			1							9
Rheumatology													
Surgery (General)		10	1		1	6					3		21
Thoracic and Cardiac Surgery						1					1		2
Urology		5				1					5		11
Vascular Surgery	1	6				3					1		11
Other (e.g. Hematology, Oncology.)	3	60	4	5	1	10	3	4	1		18		109
None or Unknown		3									1		4
<b>Total</b>	<b>39</b>	<b>311</b>	<b>33</b>	<b>18</b>	<b>14</b>	<b>103</b>	<b>22</b>	<b>21</b>	<b>9</b>	<b>4</b>	<b>123</b>		<b>697</b>

**Physician Assistant principal area of practice and counties with practice sites - Central Washington**



	Benton	Chelan	Douglas	Grant	Kittitas	Klickitat	Okanogan	Yakima	Total
Adolescent Medicine									
Allergy and Immunology									
Anesthesiology									
Cardiology		2					1	1	4
Child Psychiatry									
Colon and Rectal Surgery	1								1
Critical Care Medicine									
Dermatology	5	1			2	1		2	11
Emergency Medicine	17	6		6	11	6	3	5	54
Endocrinology	1	2		1			1	1	6
Family Medicine/General Practice	21	14	4	18	7	11	15	36	126
Gastroenterology	2	3		2				1	8
Geriatric Medicine	1			1				1	3
Gynecology Only									
Infectious Diseases									
Internal Medicine (General)	2	4		5		3	4	3	21
Nephrology		1	1						2
Neurological Surgery		4							4
Neurology	1	1							2
Obstetrics and Gynecology	2				1			1	4
Occupational Medicine	7	3	1	2				3	16
Ophthalmology									
Orthopaedic Surgery	9	5		3	2		1	6	26
Otolaryngology	1								1
Pathology									
Pediatrics (General)		2	1	1	1			6	11
Physical Med. & Rehabilitation									
Plastic Surgery									
Preventive Med/Public Health									
Psychiatry	2	1						3	6
Pulmonology								2	2
Radiation Oncology	1								1
Radiology		1							1
Rheumatology	1								1
Surgery (General)	5							1	6
Thoracic and Cardiac Surgery	2	1							3
Urology	2	1						2	5
Vascular Surgery	3								3
Other (e.g. Hematology, Oncology.)	18	10		8	3		3	24	66
None or Unknown	1							1	2
<b>Total</b>	<b>105</b>	<b>62</b>	<b>7</b>	<b>47</b>	<b>27</b>	<b>21</b>	<b>28</b>	<b>99</b>	<b>396</b>

**Physician Assistant principal area of practice and counties with practice sites - Eastern Washington**


	Adams	Asotin	Columbia	Ferry	Franklin	Garfield	Lincoln	Pend Oreille	Spokane	Stevens	Walla Walla	Whitman	Total
Adolescent Medicine												1	1
Allergy and Immunology													
Anesthesiology													
Cardiology									8		2		10
Child Psychiatry													
Colon and Rectal Surgery													
Critical Care Medicine									6				6
Dermatology		1							11	1	2		15
Emergency Medicine	3	7			1	1	3	2	33		1		51
Endocrinology									1		1		2
Family Medicine/General Practice	8	5	2	2	10		3	5	80	10	8	6	139
Gastroenterology									13				13
Geriatric Medicine	1								7				8
Gynecology Only													
Infectious Diseases													
Internal Medicine (General)	1				2				19		2		24
Nephrology									1	1			2
Neurological Surgery									5				5
Neurology									3				3
Obstetrics and Gynecology									5				5
Occupational Medicine					4				10		1	1	16
Ophthalmology													
Orthopaedic Surgery				1			1		46	1	2	1	52
Otolaryngology									1				1
Pathology													
Pediatrics (General)									5		1		6
Physical Med. & Rehabilitation									4		2		6
Plastic Surgery									4				4
Preventive Med/Public Health									2				2
Psychiatry					1				5			1	7
Pulmonology									1				1
Radiation Oncology									1				1
Radiology									4				4
Rheumatology									2				2
Surgery (General)					1				9				10
Thoracic and Cardiac Surgery									9				9
Urology									4				4
Vascular Surgery									5				5
Other (e.g. Hematology, Oncology.)		1			5				53	2	6		67
None or Unknown									1				1
<b>Total</b>	<b>13</b>	<b>14</b>	<b>2</b>	<b>3</b>	<b>24</b>	<b>1</b>	<b>7</b>	<b>7</b>	<b>358</b>	<b>15</b>	<b>28</b>	<b>10</b>	<b>482</b>

### III - SECONDARY CONTACTS

PAs who did not return a census form were emailed a reminder with a link to the census. Those without a valid email address were sent a hard copy. Secondary contacts are usually made approximately three to four weeks after license renewal.

#### Secondary contact returns as of 06-30-2024

Month	Contacts	Returns to Date	Return Rate
April	76	31	41%
May	55	19	35%
June	70	21	30%
<b>Total</b>	<b>201</b>	<b>71</b>	<b>35%</b>