

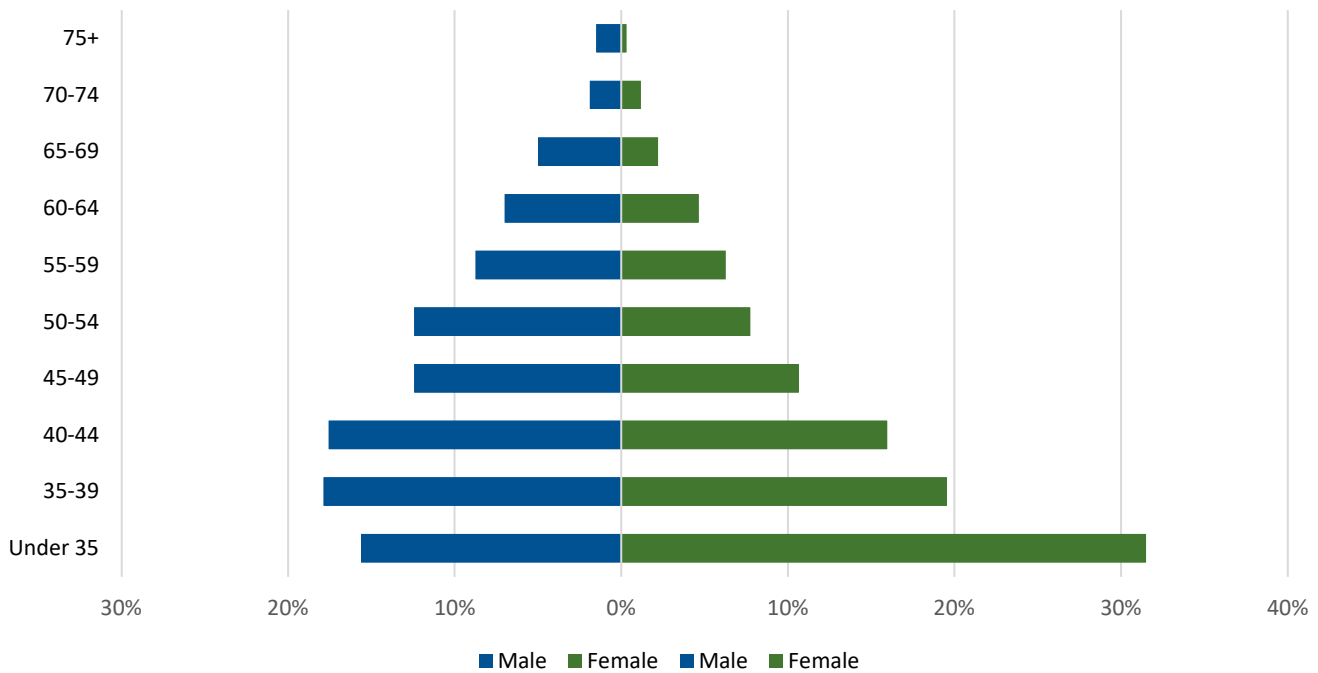
# Physician Assistant Demographic Census Aggregate Report

## I - PHYSICIAN ASSISTANT INFORMATION

Census start date 1/1/2023  
 Census end date 12/31/2024  
 Created on 1/13/2025  
 Total Returns 4,159

Sex	Total		Active		Retired	
Male	1,601	38%	1,568	38%	33	1%
Female	2,543	61%	2,489	60%	54	1%
<b>Total</b>	<b>4,144</b>	<b>100%</b>	<b>4,057</b>	<b>98%</b>	<b>87</b>	<b>2%</b>

### Practitioners by sex and age:



### 6. How would you classify your race/ethnicity?

	Total	Active	Retired
White	3,273 78.7%	3,192 79%	81 93%
Black/African American	112 2.7%	112 3%	0 0%
American Indian/Alaskan Native	47 1.1%	47 1%	0 0%
Asian	425 10.2%	423 10%	2 2%
Native Hawaiian/other Pacific Islander	32 0.8%	31 1%	1 1%
Hispanic	208 5.0%	207 5%	1 1%
Other	45 1.1%	45 1%	0 0%
Prefer not to answer	238 5.7%	235 6%	3 3%

**7. Do you have a DEA number?**

		<u>Total</u>		<u>Active</u>		<u>Retired</u>	
Yes	3,882	93%	3,825	94%	57	66%	
No	277	7%	247	6%	30	34%	

**9. Do you currently reside in Washington State?**

		<u>Total</u>		<u>Active</u>		<u>Retired</u>	
Yes	3,279	79%	3,211	79%	68	78%	
No	880	21%	861	21%	19	22%	

**13. Where did you obtain your Physician Assistant Degree?**

Washington State	1,095	26%
Other US State/Territory	3,060	74%
Foreign Country	4	0%
Unknown	0	0%

**14. Are you currently certified by NCCPA?**

		<u>Total</u>		<u>Active</u>		<u>Retired</u>	
No	117	3%	104	3%	13	15%	
Yes	4042	98%	3,968	97%	74	85%	

**If yes, what is your NCCPA certificate of added qualification?**

		<u>Total</u>		<u>Active</u>		<u>Retired</u>	
Cardiovascular/Thoracic Surgery	5	0%	5	0%	0	0%	
Emergency Medicine	48	1%	47	1%	1	1%	
Hospital Medicine	9	0%	9	0%	0	0%	
Nephrology	2	0%	2	0%	0	0%	
Orthopaedic Surgery	9	0%	9	0%	0	0%	
Pediatrics	4	0%	4	0%	0	0%	
Psychiatry	24	1%	24	1%	0	0%	
None	4,054	97%	3,864	97%	73	99%	

**15. Have you retired from clinical practice?**

No	4,072	98%
Yes	87	2%

**Questions 16 - 32 are only answered by licensees who have not retired**

**16. Do you plan on retiring from clinical practice in the next 12 months?**

No	4,014	99%
Yes	58	1%

**17. Upon retirement from clinical practice, will you convert your license to "retired active"**

No	23	40%
Yes	35	60%

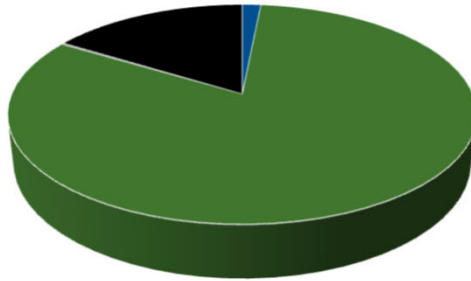
## II - PRACTICE INFORMATION

### 18. Do you currently practice in Washington?

Yes	3,403	84%
No	669	16%

### 19. Do you have an ownership interest in any practice?

Yes	72	2%
No	4,000	98%



- Practices in WA, has ownership interest
- Practices in WA, No ownership interest
- Doesn't practice in WA, has ownership interest
- Doesn't practice in WA, No ownership interest

**20. Place of Practice and Remote Sites**

<i>Counties</i>	Site 1	Site 2	Site 3	Remote 1	Remote 2	Remote 3	Total PAs in County
<b>Place of Practice in Northwest Washington</b>							
Island	18	2		2			19
King	1071	181	53	138	52	30	1,177
Pierce	376	84	21	66	36	16	447
San Juan	5	1		3			7
Skagit	60	8	3	13	5	1	71
Snohomish	177	47	15	48	13	6	252
Whatcom	96	20	5	8	1	1	104
<i>Total</i>	1803	343	97	278	107	54	2,077
<b>Place of Practice in Southwest Washington</b>							
Clallam	42	10	4	4	1		45
Clark	239	87	24	31	12	6	301
Cowlitz	22	10		2	1		33
Grays Harbor	12	4	2	3			19
Jefferson	14			2			16
Kitsap	84	15	5	15	4	2	99
Lewis	21	7		2	1		28
Mason	14	3		3		4	23
Pacific	7	1		6			8
Skamania	1	2					3
Thurston	124	25	5	31	18	3	135
Wahkiakum							0
<i>Total</i>	580	164	40	99	37	15	710
<b>Place of Practice in Central Washington</b>							
Benton	98	17	4	14	3	1	115
Chelan	64	7	3	4			68
Douglas	5	1		2			8
Grant	26	8	2	11	7	1	39
Kittitas	22	6	1	4			24
Klickitat	20	4		3	1		25
Okanogan	20	5	2	5			23
Yakima	91	21	2	11	3	1	105
<i>Total</i>	346	69	14	54	14	3	407
<b>Place of Practice in Eastern Washington</b>							
Adams	7	3	1	2		1	13
Asotin	12	5		1	1		18
Columbia	2						2
Ferry		1		1			2
Franklin	18	3	1	4	1	1	24
Garfield	1						1
Lincoln	2	1		1			3
Pend Oreille	6						7
Spokane	337	60	11	34	22	13	359
Stevens	8	2	1	4	1		14
Walla Walla	21	5		2	1		25
Whitman	5	1		1	1		6
<i>Total</i>	419	81	14	50	27	15	474
<b>Grand Total</b>	<b>3,148</b>	<b>657</b>	<b>165</b>	<b>481</b>	<b>185</b>	<b>87</b>	<b>3,668</b>

**At how many remote sites do you practice?**

0 or unk	3,406	84%
1	416	10%
2	127	3%
3 or more	122	3%

**22. Please indicate your current area of practice and that of your sponsoring physician**

Area of Practice	Principal Practice	Principal Percentage	Secondary Practice	Secondary Percentage	Sponsoring Physician	Sponsoring Physician %
Adolescent Medicine	11	0%	17	0%	4	0%
Allergy and Immunology	15	0%	3	0%	14	0%
Anesthesiology	6	0%	2	0%	28	1%
Cardiology	114	3%	25	1%	104	2%
Child Psychiatry	4	0%	2	0%	4	0%
Colon and Rectal Surgery	8	0%	4	0%	8	0%
Critical Care Medicine	73	2%	36	1%	79	2%
Dermatology	116	3%	22	1%	101	2%
Emergency Medicine	430	10%	161	4%	489	11%
Endocrinology	17	0%	13	0%	18	0%
Family Medicine	1005	24%	236	6%	949	22%
Gastroenterology	70	2%	13	0%	70	2%
Geriatric Medicine	39	1%	32	1%	27	1%
Gynecology Only	20	0%	9	0%	8	0%
Infectious Diseases	14	0%	9	0%	16	0%
Internal Medicine	209	5%	103	2%	292	7%
Nephrology	13	0%	8	0%	12	0%
Neurological Surgery	79	2%	15	0%	77	2%
Neurology	17	0%	8	0%	21	0%
Obstetrics and Gynecology	36	1%	12	0%	61	1%
Occupational Medicine	94	2%	37	1%	63	1%
Ophthalmology	1	0%	3	0%	2	0%
Orthopaedic Surgery	412	10%	77	2%	392	9%
Otolaryngology	46	1%	8	0%	42	1%
Pathology	0	0%	0	0%	1	0%
Pediatrics	59	1%	35	1%	76	2%
Physical Medicine and Rehab.	22	1%	10	0%	24	1%
Plastic Surgery	33	1%	16	0%	42	1%
Preventive Medicine/Public Health	16	0%	23	1%	12	0%
Psychiatry	85	2%	35	1%	89	2%
Pulmonology	8	0%	7	0%	22	1%
Radiation Oncology	10	0%	0	0%	9	0%
Radiology	49	1%	7	0%	47	1%
Rheumatology	8	0%	4	0%	7	0%
Surgery	158	4%	38	1%	168	4%
Thoracic and Cardiac Surgery	51	1%	20	0%	47	1%
Urology	52	1%	8	0%	46	1%
Vascular Surgery	43	1%	17	0%	41	1%
Other (e.g. Hematology, Oncology)	621	15%	234	6%	313	7%
None	100	2%	2819	68%	544	12%
<b>Total</b>	<b>4164</b>	<b>100%</b>	<b>4128</b>	<b>100%</b>	<b>4369</b>	<b>100%</b>

**23. Is your primary clinical practice:**

Office based	2,523	62%
Hospital based	1,161	29%
Neither	384	9%

**24. How many sponsoring physicians and alternates are in your practice?**

0 or unknown	816	20%
1	1,298	32%
2 - 5	1,232	30%
6 - 10	405	10%
11 - 20	186	5%
More than 20	135	3%

**25. How many delegation agreements have you listed as a participant?**

0 or unknown	1,116	27%
1	2,439	60%
2	377	9%
3 or more	140	3%

**26. On average, how often are your delegation agreements updated**

Weekly	24	1%
Monthly	33	1%
Quarterly	146	4%
Semiannually	107	3%
Annually	3,088	76%
No Answer or Unk	674	17%

**27. For patient related activities, indicate your practice arrangement and size of group\***

Single Specialty Group	1,456	36%
Multi-Specialty Group	622	15%
Solo Practitioner	158	4%
Employee of a Hospital or Clinic	1,764	43%
State or Federal Employer	296	7%
Other	238	6%

Group size	Single	Single %	Multi	Multi %
501 +	11	1%	62	10%
101 - 500	59	4%	89	14%
51 - 100	80	5%	56	9%
21 - 50	256	18%	88	14%
1 - 20	944	65%	209	34%
Unknown	106	7%	118	19%
Total	1456	100%	622	100%

\*Practitioners may select more than one answer



**All questions past this point are answered by all licensees**

**33. In the past 12 months, how many weeks did you work or volunteer in a clinical setting?**

	<u>Total</u>		<u>Active</u>		<u>Retired</u>	
48 - 52 weeks	2,206	53%	2,201	54%	5	6%
40 - 47 weeks	746	18%	742	18%	4	5%
31 - 39 weeks	122	3%	120	3%	2	2%
1 - 30 weeks	500	12%	473	12%	27	31%
0 or unknown	585	14%	536	13%	49	56%

**34. In a typical work week, indicate the average number of hours dedicated to the following professional activities**

	<u>Clinical</u>		<u>Research</u>		<u>Admin</u>		<u>Education</u>		<u>Volunteer</u>		<u>Other</u>		<u>Total</u>	
	Act	Ret	Act	Ret	Act	Ret	Act	Ret	Act	Ret	Act	Ret	Act	Ret
>40 hrs	16%	1%	0%	1%	0%	0%	0%	0%	0%	1%	0%	3%	37%	7%
31-40 hrs	55%	1%	0%	1%	1%	0%	1%	0%	0%	1%	1%	5%	47%	9%
30 or less	22%	0%	12%	13%	38%	17%	24%	15%	3%	15%	6%	17%	12%	34%
0 or unk	7%	98%	88%	85%	61%	83%	76%	85%	97%	83%	93%	75%	4%	49%
<b>Total</b>	<b>100%</b>	<b>100%</b>	<b>100%</b>	<b>100%</b>	<b>100%</b>	<b>100%</b>	<b>100%</b>	<b>100%</b>	<b>100%</b>	<b>100%</b>	<b>100%</b>	<b>100%</b>	<b>100%</b>	<b>100%</b>

**35. Do you provide telehealth/telemedicine services?**

	<u>Total</u>		<u>Active</u>		<u>Retired</u>	
No	1,860	45%	1,780	44%	80	92%
Yes	2,299	55%	2,292	56%	7	8%

**If yes, how many hours per week do you practice telehealth/telemedicine?**

	<u>Total</u>		<u>Active</u>		<u>Retired</u>	
Over 40 hrs	4	0%	4	0%	0	0%
31 - 40 hrs	105	3%	104	5%	1	0%
10 - 30 hrs	381	9%	381	17%	0	0%
Under 10	1422	34%	1,418	62%	4	0%
0 or unk	389	9%	387	17%	2	0%

**What percentage of your telehealth/telemedicine population is provided to patients in Washington?**

	<u>Total</u>		<u>Active</u>		<u>Retired</u>	
67 - 100%	1,380	60%	1,378	60%	2	67%
34 - 66%	80	3%	80	3%	0	0%
1 - 33%	213	9%	212	9%	1	33%
0% or unk	626	27%	622	27%	0	0%

**36. Do you prescribe opioids for patients with chronic noncancer pain?**

	<u>Total</u>		<u>Active</u>		<u>Retired</u>	
No	2,963	71%	2,882	71%	81	93%
Yes	1,196	29%	1,190	29%	6	7%

**If yes, Please estimate the number of opioid patients in the last month**

	<u>Total</u>		<u>Active</u>		<u>Retired</u>	
100 +	32	3%	32	3%	0	0%
51 - 99	18	2%	18	2%	0	0%
26 - 50	80	7%	80	7%	0	0%
1 - 25	813	68%	813	68%	0	0%
0 or unk	253	21%	247	21%	6	100%



**37. Have you completed the pain management CME as described in WAC 246-918-890(2)?\***

	<u>Total</u>		<u>Active</u>		<u>Retired</u>	
No	1,045	25%	1,014	25%	31	36%
Yes	3,114	75%	3,058	75%	56	64%

**38. Are you exempt from the pain specialist consultation requirement in WAC 246-918-880 based upon one or more sets of criteria for exemption listed in WAC 246-918-890?\***

	<u>Total</u>		<u>Active</u>		<u>Retired</u>	
No	3,285	79%	3,221	79%	64	74%
Yes	874	21%	851	21%	23	26%

**39. Do you have colleague(s) to whom you can refer pain patients?**

	<u>Total</u>		<u>Active</u>		<u>Retired</u>	
No	1,444	35%	1,396	34%	48	55%
Yes	2,715	65%	2,676	66%	39	45%

**If yes, how many?**

	<u>Total</u>		<u>Active</u>		<u>Retired</u>	
0 or unk	854	31%	844	32%	10	26%
1	410	15%	403	15%	7	18%
2	435	16%	426	16%	9	23%
3	287	11%	283	11%	4	10%
4	154	6%	154	6%	0	0%
5 or more	577	21%	568	21%	9	23%

**40. Do you treat patients through nontraditional therapies?**

	<u>Total</u>		<u>Active</u>		<u>Retired</u>	
No	3,766	91%	3,685	90%	81	93%
Yes	393	9%	387	10%	6	7%

**Have you completed this census on behalf of another person?**

	<u>Total</u>		<u>Active</u>		<u>Retired</u>	
No	4,100	99%	4,013	99%	87	100%
Yes	58	1%	58	1%	0	0%

**Physician Assistant principal area of practice and counties with practice sites - Northwest Washington**

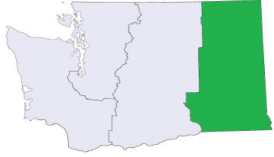

	Island	King	Pierce	San Juan	Skagit	Snohomish	Whatcom	Total
Adolescent Medicine		3				1		4
Allergy and Immunology		5	3				2	10
Anesthesiology		2	1			1		4
Cardiology		36	6		3	12	1	58
Child Psychiatry		2						2
Colon and Rectal Surgery		1	3		1	2		7
Critical Care Medicine		38	14					52
Dermatology	1	30	15		1	2	2	51
Emergency Medicine	2	97	63		4	25	10	201
Endocrinology		7						7
Family Medicine/General Practice	12	167	85	5	18	57	25	369
Gastroenterology		19	6		4	7	4	40
Geriatric Medicine		11	3			1	1	16
Gynecology Only		9	2			1		12
Infectious Diseases		10	1			1		12
Internal Medicine (General)		56	12		5	8	4	85
Nephrology						1		1
Neurological Surgery		41	9			1	1	52
Neurology		7	3			1	1	12
Obstetrics and Gynecology		13	2		3	1	1	20
Occupational Medicine	1	19	11		2	5	5	43
Ophthalmology		1						1
Orthopaedic Surgery	1	122	51		9	28	15	226
Otolaryngology		26	7		1	6		40
Pathology								
Pediatrics (General)	1	30	3		1	4		39
Physical Med. & Rehabilitation		6	2		1	1	1	11
Plastic Surgery		17	3		1	3	1	25
Preventive Med/Public Health		5	3					8
Psychiatry		29	8		1	3	2	43
Pulmonology			2				1	3
Radiation Oncology		6						6
Radiology		16	9			9	4	38
Rheumatology			2		1			3
Surgery (General)		49	32		6	19	4	110
Thoracic and Cardiac Surgery		16	10			1	1	28
Urology	1	14	3		2	3		23
Vascular Surgery		8	5			5	3	21
Other (e.g. Hematology, Oncology.)		217	52	2	7	36	13	327
None or Unknown		7	6			2		15
<b>Total</b>	<b>19</b>	<b>1142</b>	<b>437</b>	<b>7</b>	<b>71</b>	<b>247</b>	<b>102</b>	<b>2025</b>

**Physician Assistant principal area of practice and counties with practice sites - Southwest Washington**


	Clallam	Clark	Cowlitz	Grays Harbor	Jefferson	Kitsap	Lewis	Mason	Pacific	Skamania	Thurston	Wahkiakum	Total
Adolescent Medicine								1					1
Allergy and Immunology		5	1			1							7
Anesthesiology		1									1		2
Cardiology	1	8	1	1		5	1	1	1		6		25
Child Psychiatry													
Colon and Rectal Surgery													
Critical Care Medicine	1	3											4
Dermatology	3	7	2		1	6	1				3		23
Emergency Medicine	3	23	6	9	1	9	9	1			25		86
Endocrinology													
Family Medicine/General Practice	21	80	10	2	7	36	10	11	6	3	33		219
Gastroenterology	2	7	1								1		11
Geriatric Medicine		3						1					4
Gynecology Only	1	1				1	1				2		6
Infectious Diseases													
Internal Medicine (General)	2	17	3	1	2	4	1	1			4		35
Nephrology		2				1							3
Neurological Surgery		4									2		6
Neurology		1											1
Obstetrics and Gynecology		2					1				1		4
Occupational Medicine		1				3					5		9
Ophthalmology													
Orthopaedic Surgery	3	36		1	2	11		2			14		69
Otolaryngology		5									1		6
Pathology													
Pediatrics (General)	2	2											4
Physical Med. & Rehabilitation		4				1							5
Plastic Surgery		1			1								2
Preventive Med/Public Health		1											1
Psychiatry	1	4	1			2	1	1			5		15
Pulmonology						1							1
Radiation Oncology													
Radiology		5	4			1							10
Rheumatology													
Surgery (General)		11	1			5	1				3		21
Thoracic and Cardiac Surgery		1									1		2
Urology		5									5		10
Vascular Surgery	1	6				2					1		10
Other (e.g. Hematology, Oncology.)	4	49	3	5	2	10	2	4	1		21		101
None or Unknown		2									1		3
<b>Total</b>	<b>45</b>	<b>297</b>	<b>33</b>	<b>19</b>	<b>16</b>	<b>99</b>	<b>28</b>	<b>23</b>	<b>8</b>	<b>3</b>	<b>135</b>		<b>706</b>

**Physician Assistant principal area of practice and counties with practice sites - Central Washington**


	Benton	Chelan	Douglas	Grant	Kittitas	Klickitat	Okanogan	Yakima	Total
Adolescent Medicine									
Allergy and Immunology									
Anesthesiology									
Cardiology	1	3					1	2	7
Child Psychiatry									
Colon and Rectal Surgery	1								1
Critical Care Medicine	2					1			3
Dermatology	4	1			2	2		3	12
Emergency Medicine	15	6		5	10	7	3	3	49
Endocrinology	1	2		1				1	5
Family Medicine/General Practice	23	17	5	14	7	12	12	41	131
Gastroenterology	1	4		2				1	8
Geriatric Medicine								1	1
Gynecology Only	2								2
Infectious Diseases									
Internal Medicine (General)	3	4		5		3	4	4	23
Nephrology		1	1						2
Neurological Surgery	1	4							5
Neurology	1	1							2
Obstetrics and Gynecology	3				1			1	5
Occupational Medicine	9	3	1	3				3	19
Ophthalmology									
Orthopaedic Surgery	13	5		3	2		1	6	30
Otolaryngology	1								1
Pathology									
Pediatrics (General)		1						4	5
Physical Med. & Rehabilitation									
Plastic Surgery									
Preventive Med/Public Health									
Psychiatry	2	1						3	6
Pulmonology								2	2
Radiation Oncology	1								1
Radiology		1							1
Rheumatology	1								1
Surgery (General)	7	1						2	10
Thoracic and Cardiac Surgery	1	2							3
Urology	2	2	1					2	7
Vascular Surgery	4								4
Other (e.g. Hematology, Oncology.)	14	9		6	2		2	25	58
None or Unknown	1							1	2
<b>Total</b>	<b>114</b>	<b>68</b>	<b>8</b>	<b>39</b>	<b>24</b>	<b>25</b>	<b>23</b>	<b>105</b>	<b>406</b>

**Physician Assistant principal area of practice and counties with practice sites - Eastern Washington**


	Adams	Asotin	Columbia	Ferry	Franklin	Garfield	Lincoln	Pend Oreille	Spokane	Stevens	Walla Walla	Whitman	Total	
Adolescent Medicine														
Allergy and Immunology														
Anesthesiology														
Cardiology		1							8		2		11	
Child Psychiatry														
Colon and Rectal Surgery														
Critical Care Medicine									5				5	
Dermatology		1							11	1	2		15	
Emergency Medicine	5	9			1	1	2	1	33		1		53	
Endocrinology									1		1		2	
Family Medicine/General Practice	6	4	2	1	10				6	80	10	6	3	128
Gastroenterology									14					14
Geriatric Medicine	1								8		1			10
Gynecology Only														
Infectious Diseases														
Internal Medicine (General)	1				2				20		2			25
Nephrology									1					1
Neurological Surgery									7					7
Neurology									2					2
Obstetrics and Gynecology									3					3
Occupational Medicine		1			4				9		1	1		16
Ophthalmology														
Orthopaedic Surgery		1		1			1		47	1	2	1		54
Otolaryngology									2					2
Pathology														
Pediatrics (General)									6		1			7
Physical Med. & Rehabilitation									4					4
Plastic Surgery									3					3
Preventive Med/Public Health									1					1
Psychiatry					1				4			1		6
Pulmonology									1					1
Radiation Oncology									1					1
Radiology									3					3
Rheumatology									2					2
Surgery (General)					1				9					10
Thoracic and Cardiac Surgery									9					9
Urology									4					4
Vascular Surgery									5					5
Other (e.g. Hematology, Oncology.)		1			5				53	2	6			67
None or Unknown									1					1
<b>Total</b>	<b>13</b>	<b>18</b>	<b>2</b>	<b>2</b>	<b>24</b>	<b>1</b>	<b>3</b>	<b>7</b>	<b>357</b>	<b>14</b>	<b>25</b>	<b>6</b>	<b>472</b>	

### III - SECONDARY CONTACTS

PAs who did not return a census form were emailed a reminder with a link to the census. Those without a valid email address were sent a hard copy. Secondary contacts are usually made approximately three to four weeks after license renewal.

Secondary contact returns as of 12-31-2024

Month	Contacts	Returns to Date	Return Rate
October	31	12	39%
November	65	17	26%
December	40	15	38%
<b>Total</b>	<b>136</b>	<b>44</b>	<b>32%</b>