

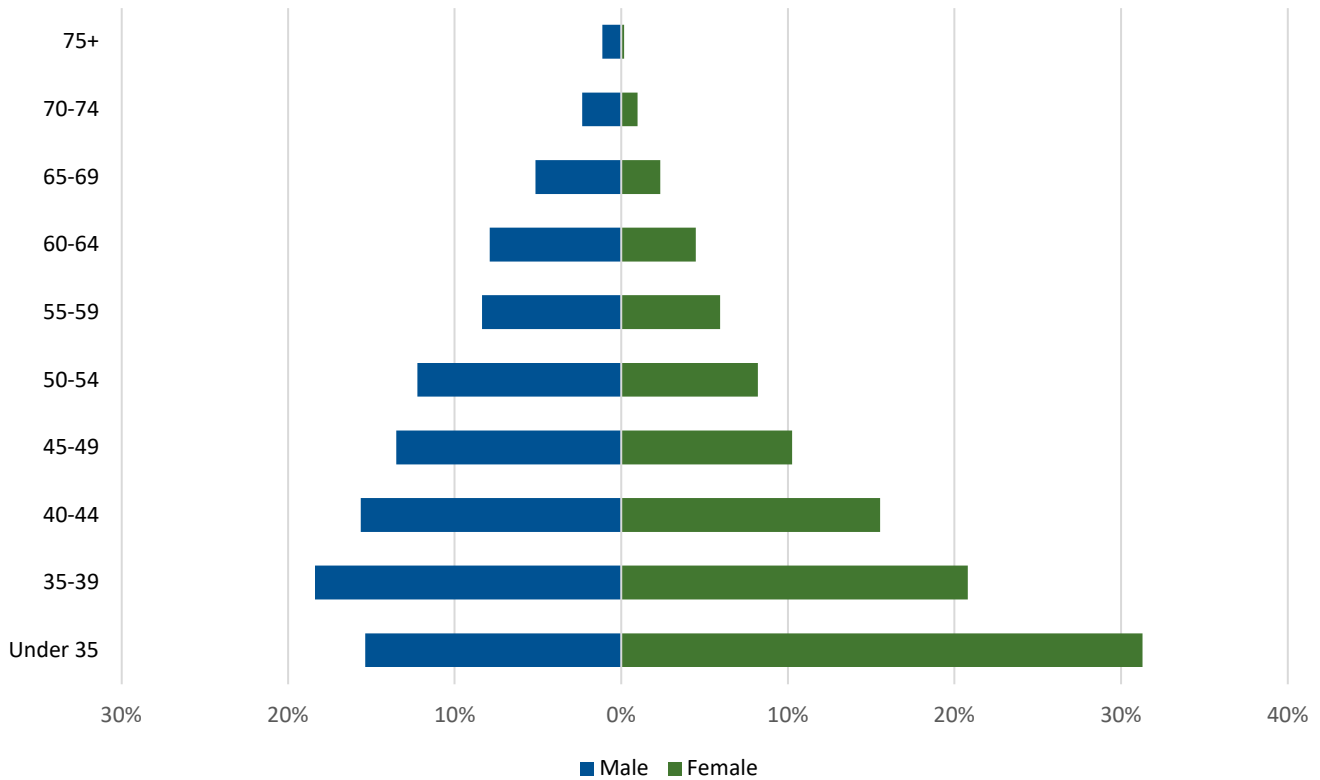
# Physician Assistant Demographic Census Aggregate Report

## I - PHYSICIAN ASSISTANT INFORMATION

Census start date 1/1/2022  
 Census end date 12/31/2023  
 Created on 1/2/2024  
 Total Returns 3,851

Sex	Total		Active		Retired	
Male	1,496	39%	1,461	38%	35	1%
Female	2,342	61%	2,287	59%	55	1%
<b>Total</b>	<b>3,838</b>	<b>100%</b>	<b>3,748</b>	<b>97%</b>	<b>90</b>	<b>2%</b>

### Practitioners by sex and age:



**6. How would you classify your race/ethnicity?**

	<u>Total</u>		<u>Active</u>		<u>Retired</u>	
White	3,011	78.2%	2,932	78%	79	88%
Black/African American	97	2.5%	96	3%	1	1%
American Indian/Alaskan Native	45	1.2%	44	1%	1	1%
Asian	374	9.7%	371	10%	3	3%
Native Hawaiian/other Pacific Islander	25	0.6%	24	1%	1	1%
Hispanic	176	4.6%	174	5%	2	2%
Other	50	1.3%	49	1%	1	1%
Prefer not to answer	248	6.4%	243	6%	5	6%

**7. Do you have a DEA number?**

	<u>Total</u>		<u>Active</u>		<u>Retired</u>	
Yes	3,599	93%	3,541	94%	58	64%
No	252	7%	220	6%	32	36%

**9. Do you currently reside in Washington State?**

	<u>Total</u>		<u>Active</u>		<u>Retired</u>	
Yes	3,078	80%	3,001	80%	77	86%
No	773	20%	760	20%	13	14%

**13. Where did you obtain your Physician Assistant Degree?**

Washington State	1,062	28%
Other US State/Territory	2,784	72%
Foreign Country	5	0%
Unknown	0	0%

**14. Are you currently certified by NCCPA?**

	<u>Total</u>		<u>Active</u>		<u>Retired</u>	
No	130	3%	120	3%	10	11%
Yes	3,721	97%	3,641	97%	80	89%

**If yes, what is your NCCPA certificate of added qualification?**

	<u>Total</u>		<u>Active</u>		<u>Retired</u>	
Cardiovascular/Thoracic Surgery	5	0%	5	0%	0	0%
Emergency Medicine	46	1%	45	1%	1	1%
Hospital Medicine	6	0%	6	0%	0	0%
Nephrology	1	0%	1	0%	0	0%
Orthopaedic Surgery	12	0%	12	0%	0	0%
Pediatrics	2	0%	2	0%	0	0%
Psychiatry	15	0%	15	0%	0	0%
None	3,762	98%	3,553	98%	79	99%

**15. Have you retired from clinical practice?**

No	3,761	98%
Yes	90	2%

**Questions 16 - 32 are only answered by licensees who have not retired**

**16. Do you plan on retiring from clinical practice in the next 12 months?**

No	3,701	99%
Yes	60	2%

**17. Upon retirement from clinical practice, will you convert your license to "retired active"**

No	22	37%
Yes	37	62%

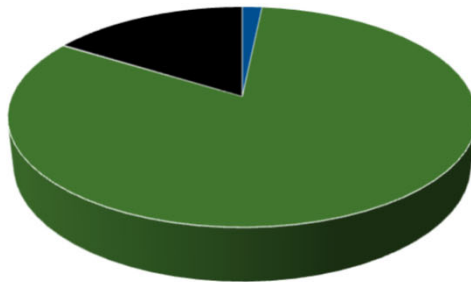
**II - PRACTICE INFORMATION**

**18. Do you currently practice in Washington?**

Yes	3,149	84%
No	612	16%

**19. Do you have an ownership interest in any practice?**

Yes	66	2%
No	3,695	98%



- Practices in WA, has ownership interest
- Practices in WA, No ownership interest
- Doesn't practice in WA, has ownership interest
- Doesn't practice in WA, No ownership interest

**20. Place of Practice and Remote Sites**

<i>Counties</i>	Site 1	Site 2	Site 3	Remote 1	Remote 2	Remote 3	Total PAs in County
<b>Place of Practice in Northwest Washington</b>							
Island	15	3		3			17
King	1047	142	37	176	66	35	1,136
Pierce	371	79	24	80	41	18	424
San Juan	2	1		2			4
Skagit	57	13	2	14	6	3	70
Snohomish	180	39	8	54	22	11	246
Whatcom	78	15	1	8	5	2	85
<i>Total</i>	1750	292	72	337	140	69	1,982
<b>Place of Practice in Southwest Washington</b>							
Clallam	30	7	1	6			34
Clark	252	81	20	47	20	10	312
Cowlitz	20	9		3	1		30
Grays Harbor	13	2	1	6	1		19
Jefferson	14			3			14
Kitsap	83	13	5	18	7	3	99
Lewis	15	6		2			21
Mason	14	2		3		3	21
Pacific	5			3			5
Skamania		2		1			2
Thurston	112	24	5	33	18	3	127
Wahkiakum							0
<i>Total</i>	558	146	32	125	47	19	684
<b>Place of Practice in Central Washington</b>							
Benton	97	22	5	11	1	1	107
Chelan	43	4	1	4	1		48
Douglas	7	1		1			8
Grant	31	8	1	12	7	1	42
Kittitas	21	7	1	3	1		25
Klickitat	10	2	1	1	1		12
Okanogan	18	8	1	6	1		23
Yakima	77	15	3	15	6	2	91
<i>Total</i>	304	67	13	53	18	4	356
<b>Place of Practice in Eastern Washington</b>							
Adams	6	2	1	4		1	11
Asotin	11	2	1				13
Columbia	2	1					3
Ferry	1	1		2			2
Franklin	15	3		2	1		18
Garfield	1						1
Lincoln	6	2		4			8
Pend Oreille	3			1			3
Spokane	335	60	14	53	26	15	357
Stevens	11	3	2	3	1	1	14
Walla Walla	24	5		1			28
Whitman	9	2		3	1		11
<i>Total</i>	424	81	18	73	29	17	469
<b>Grand Total</b>	<b>3,036</b>	<b>586</b>	<b>135</b>	<b>588</b>	<b>234</b>	<b>109</b>	<b>3,491</b>

**At how many remote sites do you practice?**

0 or unk	3,033	81%
1	454	12%
2	152	4%
3 or more	122	3%

**22. Please indicate your current area of practice and that of your sponsoring physician**

Area of Practice	Principal Practice	Principal Percentage	Secondary Practice	Secondary Percentage	Sponsoring Physician	Sponsoring Physician %
Adolescent Medicine	10	0%	22	1%	6	0%
Allergy and Immunology	13	0%	2	0%	13	0%
Anesthesiology	9	0%	1	0%	31	1%
Cardiology	106	3%	21	1%	93	2%
Child Psychiatry	2	0%	6	0%	3	0%
Colon and Rectal Surgery	8	0%	11	0%	9	0%
Critical Care Medicine	58	2%	31	1%	59	1%
Dermatology	103	3%	21	1%	95	2%
Emergency Medicine	383	10%	174	5%	422	10%
Endocrinology	17	0%	13	0%	18	0%
Family Medicine	947	25%	246	6%	857	21%
Gastroenterology	67	2%	14	0%	59	1%
Geriatric Medicine	29	1%	28	1%	21	1%
Gynecology Only	17	0%	14	0%	11	0%
Infectious Diseases	17	0%	8	0%	16	0%
Internal Medicine	194	5%	98	3%	234	6%
Nephrology	9	0%	6	0%	11	0%
Neurological Surgery	87	2%	20	1%	80	2%
Neurology	21	1%	9	0%	19	0%
Obstetrics and Gynecology	34	1%	14	0%	56	1%
Occupational Medicine	87	2%	38	1%	66	2%
Ophthalmology	1	0%	1	0%	1	0%
Orthopaedic Surgery	388	10%	102	3%	364	9%
Otolaryngology	44	1%	8	0%	32	1%
Pathology	1	0%	0	0%	0	0%
Pediatrics	57	1%	38	1%	62	2%
Physical Medicine and Rehab.	22	1%	11	0%	26	1%
Plastic Surgery	34	1%	18	0%	46	1%
Preventive Medicine/Public Health	11	0%	25	1%	11	0%
Psychiatry	70	2%	32	1%	76	2%
Pulmonology	6	0%	7	0%	13	0%
Radiation Oncology	8	0%	1	0%	6	0%
Radiology	38	1%	7	0%	36	1%
Rheumatology	8	0%	3	0%	8	0%
Surgery	144	4%	37	1%	143	4%
Thoracic and Cardiac Surgery	43	1%	19	0%	43	1%
Urology	48	1%	9	0%	41	1%
Vascular Surgery	43	1%	15	0%	40	1%
Other (e.g. Hematology, Oncology)	562	15%	253	7%	307	8%
None	93	2%	2426	64%	594	15%
<b>Total</b>	<b>3839</b>	<b>100%</b>	<b>3809</b>	<b>100%</b>	<b>4028</b>	<b>100%</b>

**23. Is your primary clinical practice:**

Office based	2,339	62%
Hospital based	1,076	29%
Neither	346	9%

**24. How many sponsoring physicians and alternates are in your practice?**

0 or unknown	280	7%
1	1,349	36%
2 - 5	1,337	36%
6 - 10	441	12%
11 - 20	225	6%
More than 20	129	3%

**25. How many delegation agreements have you listed as a participant?**

0 or unknown	543	14%
1	2,623	70%
2	436	12%
3 or more	159	4%

**26. On average, how often are your delegation agreements updated**

Weekly	20	1%
Monthly	35	1%
Quarterly	138	4%
Semiannually	121	3%
Annually	2,889	77%
No Answer or Unk	558	15%

**27. For patient related activities, indicate your practice arrangement and size of group\***

Single Specialty Group	1,307	35%
Multi-Specialty Group	612	16%
Solo Practitioner	185	5%
Employee of a Hospital or Clinic	1,637	44%
State or Federal Employer	288	8%
Other	220	6%

Group size	Single	Single %	Multi	Multi %
501 +	11	1%	50	8%
101 - 500	40	3%	78	13%
51 - 100	74	6%	51	8%
21 - 50	235	18%	83	14%
1 - 20	812	62%	181	30%
Unknown	135	10%	169	28%
Total	1307	100%	612	100%

\*Practitioners may select more than one answer



**All questions past this point are answered by all licensees**

**33. In the past 12 months, how many weeks did you work or volunteer in a clinical setting?**

	<u>Total</u>		<u>Active</u>		<u>Retired</u>	
48 - 52 weeks	2,066	54%	2,064	55%	2	2%
40 - 47 weeks	663	17%	659	18%	4	4%
31 - 39 weeks	98	3%	96	3%	2	2%
1 - 30 weeks	442	11%	415	11%	27	30%
0 or unknown	582	15%	527	14%	55	61%

**34. In a typical work week, indicate the average number of hours dedicated to the following professional activities**

	<u>Clinical</u>		<u>Research</u>		<u>Admin</u>		<u>Education</u>		<u>Volunteer</u>		<u>Other</u>		<u>Total</u>	
	Act	Ret	Act	Ret	Act	Ret	Act	Ret	Act	Ret	Act	Ret	Act	Ret
>40 hrs	16%	1%	0%	0%	0%	1%	0%	0%	0%	2%	0%	3%	34%	7%
31-40 hrs	55%	0%	0%	1%	1%	0%	1%	0%	0%	1%	1%	3%	49%	10%
30 or less	21%	0%	11%	6%	35%	12%	21%	10%	3%	12%	5%	13%	12%	24%
0 or unk	9%	99%	89%	93%	64%	87%	78%	90%	97%	84%	94%	80%	5%	59%
<b>Total</b>	<b>100%</b>	<b>100%</b>	<b>100%</b>	<b>100%</b>	<b>100%</b>	<b>100%</b>	<b>100%</b>	<b>100%</b>	<b>100%</b>	<b>100%</b>	<b>100%</b>	<b>100%</b>	<b>100%</b>	<b>100%</b>

**35. Do you provide telehealth/telemedicine services?**

	<u>Total</u>		<u>Active</u>		<u>Retired</u>	
No	1,650	43%	1,570	42%	80	89%
Yes	2,201	57%	2,191	58%	10	11%

**If yes, how many hours per week do you practice telehealth/telemedicine?**

	<u>Total</u>		<u>Active</u>		<u>Retired</u>	
Over 40 hrs	6	0%	6	0%	0	0%
31 - 40 hrs	95	2%	94	4%	1	0%
10 - 30 hrs	397	10%	395	18%	2	0%
Under 10	1460	38%	1,455	66%	5	0%
0 or unk	243	6%	241	11%	2	0%

**What percentage of your telehealth/telemedicine population is provided to patients in Washington?**

	<u>Total</u>		<u>Active</u>		<u>Retired</u>	
67 - 100%	1,422	65%	1,417	65%	5	71%
34 - 66%	73	3%	72	3%	1	14%
1 - 33%	237	11%	236	11%	1	14%
0% or unk	469	21%	466	21%	0	0%

**36. Do you prescribe opioids for patients with chronic noncancer pain?**

	<u>Total</u>		<u>Active</u>		<u>Retired</u>	
No	2,786	72%	2,704	72%	82	91%
Yes	1,065	28%	1,057	28%	8	9%

**If yes, Please estimate the number of opioid patients in the last month**

	<u>Total</u>		<u>Active</u>		<u>Retired</u>	
100 +	26	2%	26	2%	0	0%
51 - 99	24	2%	23	2%	0	0%
26 - 50	104	10%	103	10%	1	13%
1 - 25	781	73%	780	74%	1	13%
0 or unk	130	12%	125	12%	6	75%



**37. Have you completed the pain management CME as described in WAC 246-918-890(2)?\***

	<u>Total</u>		<u>Active</u>		<u>Retired</u>	
No	1,137	30%	1,108	29%	29	32%
Yes	2,714	70%	2,653	71%	61	68%

**38. Are you exempt from the pain specialist consultation requirement in WAC 246-918-880 based upon one or more sets of criteria for exemption listed in WAC 246-918-890?\***

	<u>Total</u>		<u>Active</u>		<u>Retired</u>	
No	3,043	79%	2,976	79%	67	74%
Yes	808	21%	785	21%	23	26%

**39. Do you have colleague(s) to whom you can refer pain patients?**

	<u>Total</u>		<u>Active</u>		<u>Retired</u>	
No	1,174	30%	1,128	30%	46	51%
Yes	2,677	70%	2,633	70%	44	49%

**If yes, how many?**

	<u>Total</u>		<u>Active</u>		<u>Retired</u>	
0 or unk	538	20%	530	20%	8	18%
1	439	16%	431	16%	8	18%
2	504	19%	493	19%	11	25%
3	342	13%	336	13%	6	14%
4	176	7%	176	7%	0	0%
5 or more	681	25%	670	25%	11	25%

**40. Do you treat patients through nontraditional therapies?**

	<u>Total</u>		<u>Active</u>		<u>Retired</u>	
No	3,490	91%	3,406	91%	84	93%
Yes	361	9%	355	9%	6	7%

**Have you completed this census on behalf of another person?**

	<u>Total</u>		<u>Active</u>		<u>Retired</u>	
No	3,789	98%	3,699	98%	90	100%
Yes	62	2%	62	2%	0	0%

**Physician Assistant principal area of practice and counties with practice sites - Northwest Washington**


	Island	King	Pierce	San Juan	Skagit	Snohomish	Whatcom	Total
Adolescent Medicine		3	1					4
Allergy and Immunology		4	2				1	7
Anesthesiology		4	3					7
Cardiology		40	5		5	12	2	64
Child Psychiatry		2						2
Colon and Rectal Surgery		3	4					7
Critical Care Medicine		34	11			2		47
Dermatology		33	16		2	3	1	55
Emergency Medicine	1	95	59		5	27	6	193
Endocrinology		7	1					8
Family Medicine/General Practice	12	159	80	3	17	54	20	345
Gastroenterology		18	6		4	5	4	37
Geriatric Medicine		8	4			1	1	14
Gynecology Only		7	2			1		10
Infectious Diseases		11	1			3		15
Internal Medicine (General)		62	18		5	8	3	96
Nephrology		1						1
Neurological Surgery		51	7			3		61
Neurology		10	2			2	1	15
Obstetrics and Gynecology		14	1		1	1	1	18
Occupational Medicine		17	11		4	5	8	45
Ophthalmology		1						1
Orthopaedic Surgery	2	121	43		9	30	11	216
Otolaryngology		23	5		1	4		33
Pathology		1						1
Pediatrics (General)		25	6		1	2		34
Physical Med. & Rehabilitation		5	2		1	1	1	10
Plastic Surgery		16	3			3		22
Preventive Med/Public Health		5	2					7
Psychiatry		32	7		1	3		43
Pulmonology		1	1				1	3
Radiation Oncology		6						6
Radiology		15	8			6	3	32
Rheumatology		1	2		1			4
Surgery (General)		51	32		7	19	3	112
Thoracic and Cardiac Surgery		13	8			1	1	23
Urology	1	11	5		3	3	3	26
Vascular Surgery		9	5			2	3	19
Other (e.g. Hematology, Oncology.)	1	210	57	1	3	41	11	324
None or Unknown		7	4			4		15
<b>Total</b>	<b>17</b>	<b>1136</b>	<b>424</b>	<b>4</b>	<b>70</b>	<b>246</b>	<b>85</b>	<b>1982</b>

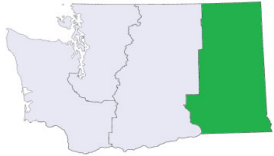
**Physician Assistant principal area of practice and counties with practice sites - Southwest Washington**


	Clallam	Clark	Cowlitz	Grays Harbor	Jefferson	Kitsap	Lewis	Mason	Pacific	Skamania	Thurston	Wahkiakum	Total
Adolescent Medicine								1					1
Allergy and Immunology		5	3			1							9
Anesthesiology		1									1		2
Cardiology		9	1			5			1		1		17
Child Psychiatry													
Colon and Rectal Surgery													
Critical Care Medicine		3											3
Dermatology	1	8	1		1	6					2		19
Emergency Medicine	2	23	8	6		9	5	1			21		75
Endocrinology		1											1
Family Medicine/General Practice	18	83	7	5	6	32	10	11	3	2	29		206
Gastroenterology	2	7	1								1		11
Geriatric Medicine	1	4						1					6
Gynecology Only	1	2				1	1				3		8
Infectious Diseases				1									1
Internal Medicine (General)	1	20	1	1	1	6		1			5		36
Nephrology		2									1		3
Neurological Surgery	1	5									4		10
Neurology		2											2
Obstetrics and Gynecology		2									2		4
Occupational Medicine						3					5		8
Ophthalmology													
Orthopaedic Surgery	3	35		2	2	12	2				13		69
Otolaryngology		4									2		6
Pathology													
Pediatrics (General)	2	3							1		1		7
Physical Med. & Rehabilitation		4				1					1		6
Plastic Surgery		2			1								3
Preventive Med/Public Health		1											1
Psychiatry		4	1			2					4		11
Pulmonology						1							1
Radiation Oncology													
Radiology		3	3										6
Rheumatology													
Surgery (General)		9			1	5					4		19
Thoracic and Cardiac Surgery		1				1					1		3
Urology		6				1					3		10
Vascular Surgery	1	5				3					1		10
Other (e.g. Hematology, Oncology.)	1	55	4	4	2	10	3	6			22		107
None or Unknown		3											3
<b>Total</b>	<b>34</b>	<b>312</b>	<b>30</b>	<b>19</b>	<b>14</b>	<b>99</b>	<b>21</b>	<b>21</b>	<b>5</b>	<b>2</b>	<b>127</b>		<b>684</b>

**Physician Assistant principal area of practice and counties with practice sites - Central Washington**


	Benton	Chelan	Douglas	Grant	Kittitas	Klickitat	Okanogan	Yakima	Total
Adolescent Medicine									
Allergy and Immunology									
Anesthesiology									
Cardiology		1					1	2	4
Child Psychiatry									
Colon and Rectal Surgery	1								1
Critical Care Medicine									
Dermatology	5	1			1	1		2	10
Emergency Medicine	21	6	1	5	11	3	1	5	53
Endocrinology		1					1	1	3
Family Medicine/General Practice	19	13	5	20	6	7	13	36	119
Gastroenterology	2							1	3
Geriatric Medicine	1			1					2
Gynecology Only									
Infectious Diseases									
Internal Medicine (General)	2	4		3		1	3	2	15
Nephrology									
Neurological Surgery	1	3							4
Neurology	1	1							2
Obstetrics and Gynecology	2				1			1	4
Occupational Medicine	7	1	1	2			1	3	15
Ophthalmology									
Orthopaedic Surgery	10	5		2	2		1	7	27
Otolaryngology	1								1
Pathology									
Pediatrics (General)		1	1	1	1			6	10
Physical Med. & Rehabilitation									
Plastic Surgery									
Preventive Med/Public Health									
Psychiatry	2	1						2	5
Pulmonology								1	1
Radiation Oncology	1								1
Radiology	1								1
Rheumatology	1								1
Surgery (General)	4								4
Thoracic and Cardiac Surgery	3								3
Urology	1	1						2	4
Vascular Surgery	3								3
Other (e.g. Hematology, Oncology.)	18	9		8	3		2	19	59
None or Unknown								1	1
<b>Total</b>	<b>107</b>	<b>48</b>	<b>8</b>	<b>42</b>	<b>25</b>	<b>12</b>	<b>23</b>	<b>91</b>	<b>356</b>

**Physician Assistant principal area of practice and counties with practice sites - Eastern Washington**



	Adams	Asotin	Columbia	Ferry	Franklin	Garfield	Lincoln	Pend Oreille	Spokane	Stevens	Walla Walla	Whitman	Total
Adolescent Medicine												1	1
Allergy and Immunology													
Anesthesiology													
Cardiology									9		2		11
Child Psychiatry													
Colon and Rectal Surgery													
Critical Care Medicine									6				6
Dermatology		1							12	1	3		17
Emergency Medicine	3	5	1		1	1	3	1	33				48
Endocrinology											1		1
Family Medicine/General Practice	6	5	2	1	9		4	2	81	10	11	7	138
Gastroenterology									16				16
Geriatric Medicine	1								5				6
Gynecology Only													
Infectious Diseases													
Internal Medicine (General)	1				1				15	1	2		20
Nephrology									1	1			2
Neurological Surgery									6				6
Neurology									4				4
Obstetrics and Gynecology									5				5
Occupational Medicine					3				9			1	13
Ophthalmology													
Orthopaedic Surgery		1		1			1		48	1	2	1	55
Otolaryngology									2				2
Pathology													
Pediatrics (General)									5		1		6
Physical Med. & Rehabilitation									4		2		6
Plastic Surgery									3				3
Preventive Med/Public Health									2				2
Psychiatry					1				7			1	9
Pulmonology													
Radiation Oncology									1				1
Radiology									3				3
Rheumatology									3				3
Surgery (General)					1				7				8
Thoracic and Cardiac Surgery									9				9
Urology									4				4
Vascular Surgery									7				7
Other (e.g. Hematology, Oncology.)		1			2				49		4		56
None or Unknown									1				1
<b>Total</b>	<b>11</b>	<b>13</b>	<b>3</b>	<b>2</b>	<b>18</b>	<b>1</b>	<b>8</b>	<b>3</b>	<b>357</b>	<b>14</b>	<b>28</b>	<b>11</b>	<b>469</b>

### III - SECONDARY CONTACTS

PAs who did not return a census form were emailed a reminder with a link to the census. Those without a valid email address were sent a hard copy. Secondary contacts are usually made approximately three to four weeks after license renewal.

#### Secondary contact returns as of 12-31-2023

Month	Contacts	Returns to Date	Return Rate
October	72	26	36%
November	44	12	27%
December	49	14	29%
<b>Total</b>	<b>165</b>	<b>52</b>	<b>32%</b>