

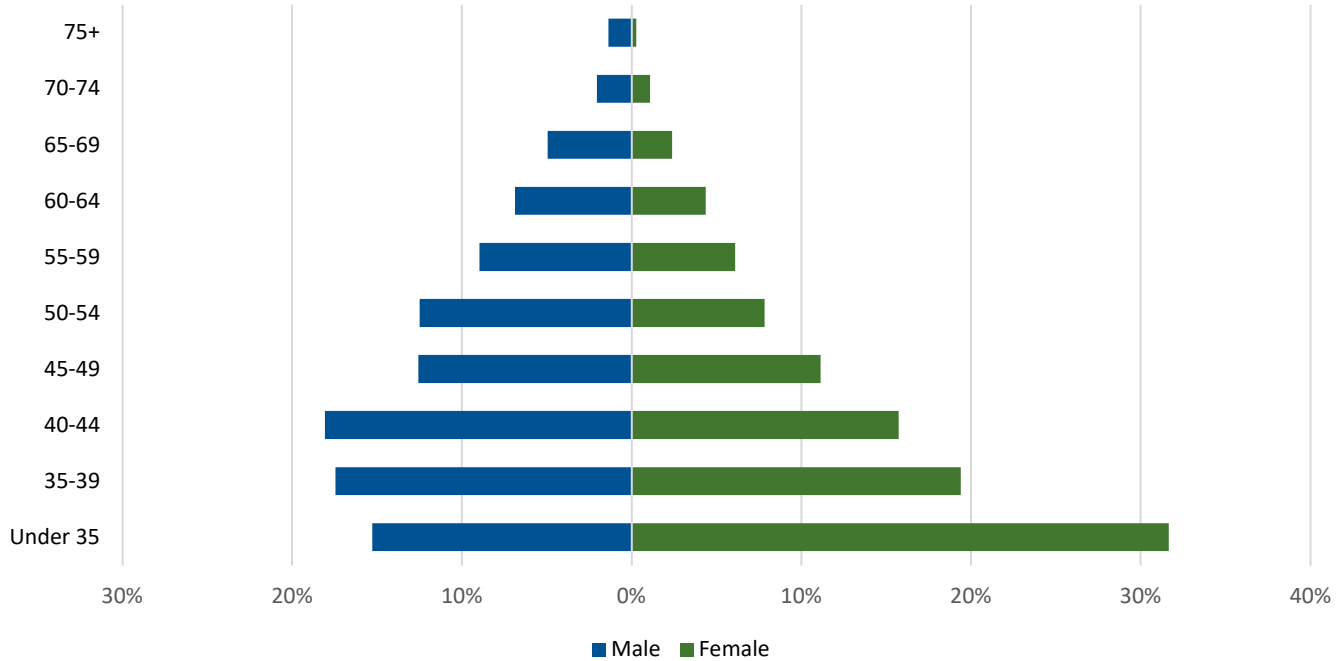
# Physician Assistant Demographic Census Aggregate Report

## I - PHYSICIAN ASSISTANT INFORMATION

Census start date 4/1/2023  
 Census end date 3/31/2025  
 Created on 4/3/2025  
 Total Returns 4,221

Sex	Total	Active	Retired
Male	1,617	1,587	30
Female	2,587	2,534	53
<b>Total</b>	<b>4,204</b>	<b>4,121</b>	<b>83</b>

### Practitioners by sex and age:



### 6. How would you classify your race/ethnicity?

	Total	Active	Retired
White	3,300	3,222	78
Black/African American	116	116	0
American Indian/Alaskan Native	49	49	0
Asian	448	446	2
Native Hawaiian/other Pacific Islander	30	29	1
Hispanic	217	217	0
Other	41	41	0
Prefer not to answer	255	252	3

**7. Do you have a DEA number?**

		<u>Total</u>		<u>Active</u>		<u>Retired</u>	
Yes	3,944	93%	3,888	94%	56	67%	
No	277	7%	250	6%	27	33%	

**9. Do you currently reside in Washington State?**

		<u>Total</u>		<u>Active</u>		<u>Retired</u>	
Yes	3,313	78%	3,250	79%	63	76%	
No	908	22%	888	22%	20	24%	

**13. Where did you obtain your Physician Assistant Degree?**

Washington State	1,113	26%
Other US State/Territory	3,104	74%
Foreign Country	4	0%
Unknown	0	0%

**14. Are you currently certified by NCCPA?**

		<u>Total</u>		<u>Active</u>		<u>Retired</u>	
No	112	3%	99	2%	13	16%	
Yes	4,109	98%	4,039	98%	70	84%	

**If yes, what is your NCCPA certificate of added qualification?**

		<u>Total</u>		<u>Active</u>		<u>Retired</u>	
Cardiovascular/Thoracic Surgery	3	0%	3	0%	0	0%	
Emergency Medicine	50	1%	49	1%	1	1%	
Hospital Medicine	8	0%	8	0%	0	0%	
Nephrology	2	0%	2	0%	0	0%	
Orthopaedic Surgery	11	0%	11	0%	0	0%	
Pediatrics	5	0%	5	0%	0	0%	
Psychiatry	25	1%	25	1%	0	0%	
None	4,111	97%	3,930	97%	69	99%	

**15. Have you retired from clinical practice?**

No	4,138	98%
Yes	83	2%

**Questions 16 - 32 are only answered by licensees who have not retired**

**16. Do you plan on retiring from clinical practice in the next 12 months?**

No	4,083	99%
Yes	55	1%

**17. Upon retirement from clinical practice, will you convert your license to "retired active"**

No	22	40%
Yes	33	60%

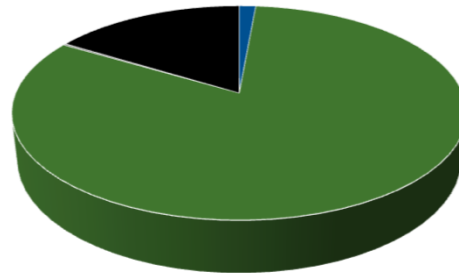
## II - PRACTICE INFORMATION

### 18. Do you currently practice in Washington?

Yes	3,455	84%
No	683	17%

### 19. Do you have an ownership interest in any practice?

Yes	69	2%
No	4,069	98%



- Practices in WA, has ownership interest
- Practices in WA, No ownership interest
- Doesn't practice in WA, has ownership interest
- Doesn't practice in WA, No ownership interest



**20. Place of Practice and Remote Sites**

<b>Counties</b>	<b>Site 1</b>	<b>Site 2</b>	<b>Site 3</b>	<b>Remote 1</b>	<b>Remote 2</b>	<b>Remote 3</b>	<b>Total PAs in County</b>
<b>Place of Practice in Northwest Washington</b>							
Island	19	1		1			20
King	1068	194	51	119	43	24	1,183
Pierce	371	88	20	54	28	14	441
San Juan	6			2			7
Skagit	64	10	3	12	5	1	76
Snohomish	173	48	19	42	13	6	248
Whatcom	89	16	4	9	1	1	96
<i>Total</i>	1790	357	97	239	90	46	2,071
<b>Place of Practice in Southwest Washington</b>							
Clallam	39	10	4	4	1		42
Clark	235	84	21	23	9	5	290
Cowlitz	25	12		3	1		38
Grays Harbor	11	4	2	3			18
Jefferson	14			2			16
Kitsap	82	15	5	13	3	1	97
Lewis	21	6		2	1		27
Mason	15	3		3		4	24
Pacific	7	1		6			8
Skamania	2	2					4
Thurston	121	23	6	25	14	2	133
Wahkiakum							0
<i>Total</i>	572	160	38	84	29	12	697
<b>Place of Practice in Central Washington</b>							
Benton	98	17	5	13	3	1	116
Chelan	68	8	4	5	1	1	72
Douglas	5	1		2			8
Grant	25	7	2	7	6	1	37
Kittitas	19	6	1	4			21
Klickitat	20	5		4	1		26
Okanogan	18	4	2	4			20
Yakima	84	19	1	7	2		98
<i>Total</i>	337	67	15	46	13	3	398
<b>Place of Practice in Eastern Washington</b>							
Adams	7	2	1	2	1	2	12
Asotin	12	5		1	1		18
Columbia	2						2
Ferry		1		1			2
Franklin	16	3	1	4	1	1	23
Garfield	1						1
Lincoln	2	1		2	1		3
Pend Oreille	6						7
Spokane	350	63	13	30	19	12	377
Stevens	9	3	1	5	1		17
Walla Walla	23	6		2	1		29
Whitman	8	3		2	2		10
<i>Total</i>	436	87	16	49	27	15	501
<b>Grand Total</b>	<b>3,135</b>	<b>671</b>	<b>166</b>	<b>418</b>	<b>159</b>	<b>76</b>	<b>3,667</b>



**At how many remote sites do you practice?**

0 or unk	3,533	85%
1	380	9%
2	112	3%
3 or more	112	3%

**22. Please indicate your current area of practice and that of your sponsoring physician**

Area of Practice	Principal Practice	Principal Percentage	Secondary Practice	Secondary Percentage	Sponsoring Physician	Sponsoring Physician %
Adolescent Medicine	12	0%	16	0%	4	0%
Allergy and Immunology	14	0%	3	0%	15	0%
Anesthesiology	5	0%	2	0%	29	1%
Cardiology	119	3%	27	1%	108	2%
Child Psychiatry	3	0%	2	0%	4	0%
Colon and Rectal Surgery	7	0%	3	0%	7	0%
Critical Care Medicine	77	2%	34	1%	83	2%
Dermatology	123	3%	19	0%	109	2%
Emergency Medicine	428	10%	155	4%	499	11%
Endocrinology	15	0%	10	0%	17	0%
Family Medicine	1045	25%	234	6%	996	22%
Gastroenterology	70	2%	13	0%	70	2%
Geriatric Medicine	39	1%	33	1%	30	1%
Gynecology Only	18	0%	4	0%	7	0%
Infectious Diseases	15	0%	7	0%	19	0%
Internal Medicine	214	5%	109	3%	304	7%
Nephrology	13	0%	7	0%	12	0%
Neurological Surgery	81	2%	17	0%	81	2%
Neurology	19	0%	8	0%	23	1%
Obstetrics and Gynecology	37	1%	10	0%	66	1%
Occupational Medicine	99	2%	36	1%	68	2%
Ophthalmology	1	0%	3	0%	2	0%
Orthopaedic Surgery	409	10%	70	2%	399	9%
Otolaryngology	43	1%	7	0%	41	1%
Pathology	0	0%	0	0%	1	0%
Pediatrics	56	1%	33	1%	72	2%
Physical Medicine and Rehab.	25	1%	10	0%	26	1%
Plastic Surgery	33	1%	12	0%	41	1%
Preventive Medicine/Public Health	16	0%	25	1%	13	0%
Psychiatry	89	2%	33	1%	90	2%
Pulmonology	9	0%	5	0%	25	1%
Radiation Oncology	10	0%	0	0%	9	0%
Radiology	43	1%	4	0%	42	1%
Rheumatology	9	0%	4	0%	9	0%
Surgery	160	4%	35	1%	168	4%
Thoracic and Cardiac Surgery	50	1%	21	1%	48	1%
Urology	50	1%	9	0%	45	1%
Vascular Surgery	45	1%	17	0%	45	1%
Other (e.g. Hematology, Oncology)	622	15%	223	5%	313	7%
None	109	3%	2931	70%	491	11%
<b>Total</b>	<b>4232</b>	<b>100%</b>	<b>4191</b>	<b>100%</b>	<b>4431</b>	<b>100%</b>

**23. Is your primary clinical practice:**

Office based	2,570	62%
Hospital based	1,168	28%
Neither	399	10%

**24. How many sponsoring physicians and alternates are in your practice?**

0 or unknown	1,115	27%
1	1,204	29%
2 - 5	1,176	28%
6 - 10	363	9%
11 - 20	164	4%
More than 20	116	3%

**25. How many delegation agreements have you listed as a participant?**

0 or unknown	1,434	35%
1	2,223	54%
2	353	9%
3 or more	128	3%

**26. On average, how often are your delegation agreements updated**

Weekly	25	1%
Monthly	34	1%
Quarterly	142	3%
Semiannually	115	3%
Annually	3,088	75%
No Answer or Unk	734	18%

**27. For patient related activities, indicate your practice arrangement and size of group\***

Single Specialty Group	1,464	36%
Multi-Specialty Group	619	15%
Solo Practitioner	149	4%
Employee of a Hospital or Clinic	1,791	43%
State or Federal Employer	302	7%
Other	251	6%

Group size	Single	Single %	Multi	Multi %
501 +	12	1%	63	10%
101 - 500	59	4%	89	14%
51 - 100	81	6%	55	9%
21 - 50	247	17%	89	14%
1 - 20	970	66%	219	35%
Unknown	95	6%	104	17%
Total	1464	100%	619	100%

\*Practitioners may select more than one answer



**All questions past this point are answered by all licensees**

**33. In the past 12 months, how many weeks did you work or volunteer in a clinical setting?**

	<u>Total</u>		<u>Active</u>		<u>Retired</u>	
48 - 52 weeks	2,240	53%	2,233	54%	7	8%
40 - 47 weeks	774	18%	770	19%	4	5%
31 - 39 weeks	131	3%	129	3%	2	2%
1 - 30 weeks	505	12%	482	12%	23	28%
0 or unknown	571	14%	524	13%	47	57%

**34. In a typical work week, indicate the average number of hours dedicated to the following professional activities**

	<u>Clinical</u>		<u>Research</u>		<u>Admin</u>		<u>Education</u>		<u>Volunteer</u>		<u>Other</u>		<u>Total</u>	
	Act	Ret	Act	Ret	Act	Ret	Act	Ret	Act	Ret	Act	Ret	Act	Ret
>40 hrs	16%	1%	0%	1%	0%	0%	0%	0%	0%	1%	0%	4%	38%	7%
31-40 hrs	55%	1%	0%	0%	1%	0%	1%	0%	0%	1%	1%	7%	46%	10%
30 or less	22%	0%	12%	11%	40%	16%	24%	14%	3%	13%	6%	17%	12%	33%
0 or unk	7%	98%	88%	88%	59%	84%	75%	86%	97%	84%	93%	72%	4%	51%
<b>Total</b>	<b>100%</b>	<b>100%</b>	<b>100%</b>	<b>100%</b>	<b>100%</b>	<b>100%</b>	<b>100%</b>	<b>100%</b>	<b>100%</b>	<b>100%</b>	<b>100%</b>	<b>100%</b>	<b>100%</b>	<b>100%</b>

**35. Do you provide telehealth/telemedicine services?**

	<u>Total</u>		<u>Active</u>		<u>Retired</u>	
No	1,898	45%	1,824	44%	74	89%
Yes	2,323	55%	2,314	56%	9	11%

**If yes, how many hours per week do you practice telehealth/telemedicine?**

	<u>Total</u>		<u>Active</u>		<u>Retired</u>	
Over 40 hrs	5	0%	5	0%	0	0%
31 - 40 hrs	113	3%	112	5%	1	0%
10 - 30 hrs	381	9%	380	16%	1	0%
Under 10	1383	33%	1,378	60%	5	0%
0 or unk	441	10%	439	19%	2	0%

**What percentage of your telehealth/telemedicine population is provided to patients in Washington?**

	<u>Total</u>		<u>Active</u>		<u>Retired</u>	
67 - 100%	1,340	58%	1,338	58%	2	67%
34 - 66%	70	3%	70	3%	0	0%
1 - 33%	206	9%	205	9%	1	33%
0% or unk	707	30%	701	30%	0	0%

**36. Do you prescribe opioids for patients with chronic noncancer pain?**

	<u>Total</u>		<u>Active</u>		<u>Retired</u>	
No	2,989	71%	2,910	71%	79	95%
Yes	1,232	29%	1,228	30%	4	5%

**If yes, Please estimate the number of opioid patients in the last month**

	<u>Total</u>		<u>Active</u>		<u>Retired</u>	
100 +	29	2%	29	2%	0	0%
51 - 99	18	1%	18	1%	0	0%
26 - 50	72	6%	72	6%	0	0%
1 - 25	793	64%	793	65%	0	0%
0 or unk	320	26%	316	26%	4	100%



**37. Have you completed the pain management CME as described in WAC 246-918-890(2)?\***

	<u>Total</u>		<u>Active</u>		<u>Retired</u>	
No	996	24%	962	23%	34	41%
Yes	3,225	76%	3,176	77%	49	59%

**38. Are you exempt from the pain specialist consultation requirement in WAC 246-918-880 based upon one or more sets of criteria for exemption listed in WAC 246-918-890?\***

	<u>Total</u>		<u>Active</u>		<u>Retired</u>	
No	3,325	79%	3,265	79%	60	72%
Yes	896	21%	873	21%	23	28%

**39. Do you have colleague(s) to whom you can refer pain patients?**

	<u>Total</u>		<u>Active</u>		<u>Retired</u>	
No	1,520	36%	1,475	36%	45	54%
Yes	2,701	64%	2,663	64%	38	46%

**If yes, how many?**

	<u>Total</u>		<u>Active</u>		<u>Retired</u>	
0 or unk	1,027	38%	1,016	38%	11	29%
1	379	14%	373	14%	6	16%
2	385	14%	376	14%	9	24%
3	260	10%	257	10%	3	8%
4	151	6%	151	6%	0	0%
5 or more	502	19%	493	19%	9	24%

**40. Do you treat patients through nontraditional therapies?**

	<u>Total</u>		<u>Active</u>		<u>Retired</u>	
No	3,835	91%	3,758	91%	77	93%
Yes	386	9%	380	9%	6	7%

**Have you completed this census on behalf of another person?**

	<u>Total</u>		<u>Active</u>		<u>Retired</u>	
No	4,165	99%	4,082	99%	83	100%
Yes	54	1%	54	1%	0	0%



**Physician Assistant principal area of practice and counties with practice sites - Northwest Washington**



	Island	King	Pierce	San Juan	Skagit	Snohomish	Whatcom	Total
Adolescent Medicine		3	1			1		5
Allergy and Immunology		3	2				2	7
Anesthesiology		3	1			1		5
Cardiology		36	5		3	11	1	56
Child Psychiatry		1						1
Colon and Rectal Surgery			3		1	2		6
Critical Care Medicine		38	15					53
Dermatology	1	33	17		1	2	2	56
Emergency Medicine	1	93	57		5	23	7	186
Endocrinology		6						6
Family Medicine/General Practice	14	172	87	5	19	56	25	378
Gastroenterology		19	7		4	7	4	41
Geriatric Medicine		9	3			1	1	14
Gynecology Only		8	2			1		11
Infectious Diseases		11	1			1		13
Internal Medicine (General)		57	14		5	9	2	87
Nephrology						1		1
Neurological Surgery		41	8			1	1	51
Neurology		8	2			1	1	12
Obstetrics and Gynecology		12	3		3	1	1	20
Occupational Medicine	1	17	13		2	5	5	43
Ophthalmology		1						1
Orthopaedic Surgery	1	125	51		12	29	12	230
Otolaryngology		24	7		1	6		38
Pathology								
Pediatrics (General)	1	24	2		2	4		33
Physical Med. & Rehabilitation		6	2		1	2	1	12
Plastic Surgery		18	3		1	2	1	25
Preventive Med/Public Health		5	3					8
Psychiatry		27	5		1	4	3	40
Pulmonology			3				1	4
Radiation Oncology		6						6
Radiology		12	8			7	2	29
Rheumatology		1	2		1			4
Surgery (General)		50	35		6	20	4	115
Thoracic and Cardiac Surgery		16	10			1	1	28
Urology	1	14	3		2	3		23
Vascular Surgery		10	5			6	1	22
Other (e.g. Hematology, Oncology.)		217	45	2	6	32	16	318
None or Unknown		5	5			1		11
<b>Total</b>	<b>20</b>	<b>1131</b>	<b>430</b>	<b>7</b>	<b>76</b>	<b>241</b>	<b>94</b>	<b>1999</b>



**Physician Assistant principal area of practice and counties with practice sites - Southwest Washington**



	Clallam	Clark	Cowlitz	Grays Harbo	Jefferson	Kitsap	Lewis	Mason	Pacific	Skamania	Thurston	Wahkiakum	Total
Adolescent Medicine								1					1
Allergy and Immunology		5	1			1							7
Anesthesiology													
Cardiology	2	10	1	1		6	1	1	1		7		30
Child Psychiatry													
Colon and Rectal Surgery													
Critical Care Medicine	1	4											5
Dermatology	2	6	2		1	4	1				4		20
Emergency Medicine	3	25	7	8	1	10	7	2		1	26		90
Endocrinology													
Family Medicine/General Practice	19	79	13	1	7	36	11	10	6	3	35		220
Gastroenterology	2	7	1								1		11
Geriatric Medicine		3	1					1					5
Gynecology Only		1					1				2		4
Infectious Diseases													
Internal Medicine (General)	2	16	3	1	2	3	1	1			4		33
Nephrology		2				1							3
Neurological Surgery		5									2		7
Neurology		2											2
Obstetrics and Gynecology		2					1	1			1		5
Occupational Medicine		1				3					4		8
Ophthalmology													
Orthopaedic Surgery	3	33		1	2	10		2			10		61
Otolaryngology		3				1							4
Pathology													
Pediatrics (General)	2	1											3
Physical Med. & Rehabilitation		4				1							5
Plastic Surgery					1								1
Preventive Med/Public Health													
Psychiatry	1	4	1			2	1	1			4		14
Pulmonology						1							1
Radiation Oncology													
Radiology		4	3			1							8
Rheumatology													
Surgery (General)		8	2			5	2				2		19
Thoracic and Cardiac Surgery		1				1					1		3
Urology		5									3		8
Vascular Surgery	1	7				2					1		11
Other (e.g. Hematology, Oncology.)	4	45	3	6	2	9	1	4	1		25		100
None or Unknown		2									1		3
<b>Total</b>	<b>42</b>	<b>285</b>	<b>38</b>	<b>18</b>	<b>16</b>	<b>97</b>	<b>27</b>	<b>24</b>	<b>8</b>	<b>4</b>	<b>133</b>		<b>692</b>



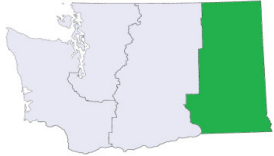
**Physician Assistant principal area of practice and counties with practice sites - Central Washington**



	Benton	Chelan	Douglas	Grant	Kittitas	Klickitat	Okanogan	Yakima	Total
Adolescent Medicine									
Allergy and Immunology									
Anesthesiology									
Cardiology	1	3					1	2	7
Child Psychiatry									
Colon and Rectal Surgery	1								1
Critical Care Medicine	2					1			3
Dermatology	3	1			2	2		2	10
Emergency Medicine	16	5		6	10	7	2	3	49
Endocrinology	1	2		1				1	5
Family Medicine/General Practice	24	18	6	13	7	12	11	38	129
Gastroenterology	1	4		2				1	8
Geriatric Medicine								1	1
Gynecology Only	2								2
Infectious Diseases									
Internal Medicine (General)	4	5		4		4	4	5	26
Nephrology		1	1						2
Neurological Surgery	1	4							5
Neurology	1	1							2
Obstetrics and Gynecology	3				1			1	5
Occupational Medicine	9	3		3				4	19
Ophthalmology									
Orthopaedic Surgery	13	6		3			1	6	29
Otolaryngology	1								1
Pathology									
Pediatrics (General)		2						4	6
Physical Med. & Rehabilitation									
Plastic Surgery									
Preventive Med/Public Health									
Psychiatry	2	1						4	7
Pulmonology								2	2
Radiation Oncology	1								1
Radiology		1							1
Rheumatology	1								1
Surgery (General)	5	1						2	8
Thoracic and Cardiac Surgery		2							2
Urology	2	2	1					1	6
Vascular Surgery	4								4
Other (e.g. Hematology, Oncology.)	14	10		5	1		1	21	52
None or Unknown	2								2
<b>Total</b>	<b>114</b>	<b>72</b>	<b>8</b>	<b>37</b>	<b>21</b>	<b>26</b>	<b>20</b>	<b>98</b>	<b>396</b>



**Physician Assistant principal area of practice and counties with practice sites - Eastern Washington**



	Adams	Asotin	Columbia	Ferry	Franklin	Garfield	Lincoln	Pend Oreille	Spokane	Stevens	Walla Walla	Whitman	Total
Adolescent Medicine													
Allergy and Immunology									1				1
Anesthesiology													
Cardiology		1							7		2		10
Child Psychiatry													
Colon and Rectal Surgery													
Critical Care Medicine									5				5
Dermatology		1							12	1	2		16
Emergency Medicine	4	9			1	1	1	1	33		1		51
Endocrinology									1		1		2
Family Medicine/General Practice	5	4	2	1	12		1	6	87	12	8	6	144
Gastroenterology									14				14
Geriatric Medicine	1								7		1		9
Gynecology Only									1				1
Infectious Diseases													
Internal Medicine (General)	1				1				18		4		24
Nephrology									1				1
Neurological Surgery									7				7
Neurology									2				2
Obstetrics and Gynecology									3				3
Occupational Medicine		1			4				10		1	1	17
Ophthalmology													
Orthopaedic Surgery		1		1			1		46	1	2	1	53
Otolaryngology									2				2
Pathology													
Pediatrics (General)									7		1		8
Physical Med. & Rehabilitation									4		1		5
Plastic Surgery									3				3
Preventive Med/Public Health									1				1
Psychiatry									5			1	6
Pulmonology									1				1
Radiation Oncology									1				1
Radiology									4				4
Rheumatology									2				2
Surgery (General)									10				10
Thoracic and Cardiac Surgery									8				8
Urology									4				4
Vascular Surgery									5				5
Other (e.g. Hematology, Oncology.)	1	1			5				57	3	5	1	73
None or Unknown									1				1
<b>Total</b>	<b>12</b>	<b>18</b>	<b>2</b>	<b>2</b>	<b>23</b>	<b>1</b>	<b>3</b>	<b>7</b>	<b>370</b>	<b>17</b>	<b>29</b>	<b>10</b>	<b>494</b>

### III - SECONDARY CONTACTS

PAs who did not return a census form were emailed a reminder with a link to the census. Those without a valid email address were sent a hard copy. Secondary contacts are usually made approximately three to four weeks after license renewal.

**Secondary contact returns as of 3-31-2025**

<b>Month</b>	<b>Contacts</b>	<b>Returns to Date</b>	<b>Return Rate</b>
<b>January</b>	79	28	35%
<b>February</b>	57	21	37%
<b>March</b>	59	20	34%
<b>Total</b>	195	69	35%