

## Physician Assistant Demographic Census Aggregate Report

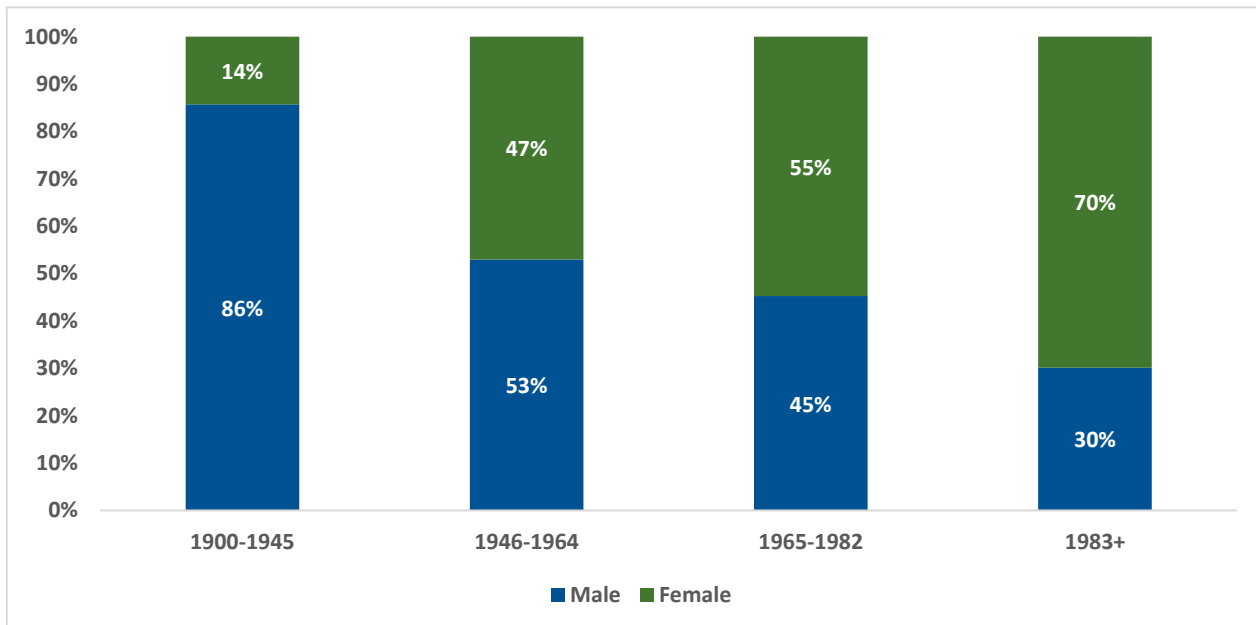
### I - PHYSICIAN ASSISTANT INFORMATION

Census start date 4/1/2020  
 Census end date 3/31/2022  
 Created on 4/1/2022  
 Total Returns 3,362

Sex	Total		Active		Retired	
Male	1,356	40%	1,325	39%	31	1%
Female	2,005	60%	1,954	58%	51	2%
<b>Total</b>	<b>3,361</b>	<b>100%</b>	<b>3,279</b>	<b>98%</b>	<b>82</b>	<b>2%</b>

#### Age group and breakdown by sex

Date of Birth	Total	Percentage	Male	Male %	Female	Female %
1900 - 1945	7	0%	6	0%	1	0%
1946 - 1964	540	16%	286	9%	254	8%
1965 - 1982	1,427	42%	646	19%	781	23%
1983+	1,387	41%	418	12%	969	29%
<b>Total</b>	<b>3,361</b>	<b>100%</b>	<b>1,356</b>	<b>40%</b>	<b>2,005</b>	<b>60%</b>





**6. How would you classify your race/ethnicity?**

	<u>Total</u>		<u>Active</u>		<u>Retired</u>	
White	2,675	79.6%	2,601	79%	74	90%
Black/African American	68	2.0%	65	2%	3	4%
American Indian/Alaskan Native	51	1.5%	51	2%	0	0%
Asian	302	9.0%	297	9%	5	6%
Native Hawaiian/other Pacific Islander	22	0.7%	22	1%	0	0%
Hispanic	158	4.7%	157	5%	1	1%
Other	43	1.3%	43	1%	0	0%
Prefer not to answer	188	5.6%	188	6%	0	0%

**7. Do You have a DEA number?**

	<u>Total</u>		<u>Active</u>		<u>Retired</u>	
Yes	3,148	94%	3,098	94%	50	61%
No	214	6%	182	6%	32	39%

**9. Do you currently reside in Washington State?**

	<u>Total</u>		<u>Active</u>		<u>Retired</u>	
Yes	2,771	82%	2,701	82%	70	85%
No	591	18%	579	18%	12	15%

**13. Where did you obtain your Physician Assistant Degree?**

Washington State	978	29%
Other US State/Territory	2,380	71%
Foreign Country	4	0%
Unknown	0	0%

**14. Are you currently certified by NCCPA?**

	<u>Total</u>		<u>Active</u>		<u>Retired</u>	
No	128	4%	113	3%	15	18%
Yes	3234	96%	3,167	97%	67	82%

**If yes, what is your NCCPA certificate of added qualification?**

	<u>Total</u>		<u>Active</u>		<u>Retired</u>	
Cardiovascular/Thoracic Surgery	4	0%	4	0%	0	0%
Emergency Medicine	41	1%	40	1%	1	1%
Hospital Medicine	6	0%	5	0%	1	1%
Nephrology	6	0%	6	0%	0	0%
Orthopaedic Surgery	11	0%	11	0%	0	0%
Pediatrics	3	0%	3	0%	0	0%
Psychiatry	8	0%	8	0%	0	0%
None	3,283	98%	3,090	98%	65	97%

**15. Have you retired from clinical practice?**

No	3,280	98%
Yes	82	2%

**Questions 16 - 32 are only answered by licensees who have not retired**

**16. Do you plan on retiring from clinical practice in the next 12 months?**

No	3,193	97%
Yes	87	3%

**17. Upon retirement from clinical practice, will you convert your license to "retired active"**

No	28	32%
Yes	59	68%

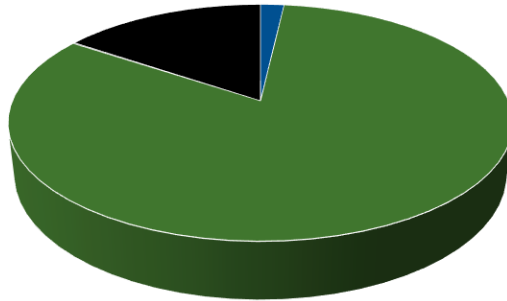
**II - PRACTICE INFORMATION**

**18. Do you currently practice in Washington?**

Yes	2,766	84%
No	514	16%

**19. Do you have an ownership interest in any practice?**

Yes	64	2%
No	3,216	98%



- Practices in WA, has ownership interest
- Practices in WA, No ownership interest
- Doesn't practice in WA, has ownership interest
- Doesn't practice in WA, No ownership interest



**20. Place of Practice and Remote Sites**

<b>Counties</b>	<b>Site 1</b>	<b>Site 2</b>	<b>Site 3</b>	<b>Remote 1</b>	<b>Remote 2</b>	<b>Remote 3</b>	<b>Total PAs in County</b>
<b>Place of Practice in Northwest Washington</b>							
Island	8	1		3	1	1	10
King	908	136	35	156	65	33	1,005
Pierce	374	70	18	67	34	12	415
San Juan	6			1			7
Skagit	45	13	4	10	3	4	56
Snohomish	174	35	9	55	20	13	234
Whatcom	51	8	1	6	3		59
<i>Total</i>	1566	263	67	298	126	63	1,786
<b>Place of Practice in Southwest Washington</b>							
Clallam	39	8		12	1		42
Clark	211	63	15	34	14	6	253
Cowlitz	19	7		2	1	1	28
Grays Harbor	15	3	1	7	2	2	21
Jefferson	8	1		1			9
Kitsap	65	14	1	13	7	1	80
Lewis	15	8		3	1		25
Mason	11	3	2	2		2	16
Pacific	5		1	5			6
Skamania	1						1
Thurston	96	23	9	30	17	3	117
Wahkiakum							0
<i>Total</i>	485	130	29	109	43	15	598
<b>Place of Practice in Central Washington</b>							
Benton	91	23	2	15	5	1	100
Chelan	41	4	1	7	2		51
Douglas	4	2		1	1		7
Grant	29	3	2	10	5		36
Kittitas	19	3	2	6	1	1	20
Klickitat	7	2	1	2			10
Okanogan	14	4		5	1		19
Yakima	72	17	4	15	4	2	82
<i>Total</i>	277	58	12	61	19	4	325
<b>Place of Practice in Eastern Washington</b>							
Adams	6	5		6	2	1	13
Asotin	5	5		1			9
Columbia		1					1
Ferry	2	1		2			3
Franklin	14	1		2			17
Garfield	2						2
Lincoln	2	1					2
Pend Oreille	5			2			6
Spokane	281	42	13	42	21	7	301
Stevens	14	4		3	1	1	16
Walla Walla	17	2		1		1	19
Whitman	13	4		4	1		16
<i>Total</i>	361	66	13	63	25	10	405
<b>Grand Total</b>	<b>2,689</b>	<b>517</b>	<b>121</b>	<b>531</b>	<b>213</b>	<b>92</b>	<b>3,114</b>



**At how many remote sites do you practice?**

0 or unk	2,645	81%
1	392	12%
2	133	4%
3 or more	110	3%

**22. Please indicate your current area of practice and that of your sponsoring physician**

Area of Practice	Principal Practice	Principal Percentage	Secondary Practice	Secondary Percentage	Sponsoring Physician	Sponsoring Physician %
Adolescent Medicine	12	0%	21	1%	4	0%
Allergy and Immunology	8	0%	2	0%	9	0%
Anesthesiology	8	0%	5	0%	29	1%
Cardiology	86	3%	17	1%	75	2%
Child Psychiatry	2	0%	3	0%	3	0%
Colon and Rectal Surgery	4	0%	12	0%	3	0%
Critical Care Medicine	46	1%	29	1%	43	1%
Dermatology	94	3%	18	1%	87	2%
Emergency Medicine	348	10%	177	5%	367	10%
Endocrinology	10	0%	7	0%	10	0%
Family Medicine	888	26%	227	7%	801	23%
Gastroenterology	62	2%	11	0%	57	2%
Geriatric Medicine	18	1%	28	1%	10	0%
Gynecology Only	12	0%	7	0%	8	0%
Infectious Diseases	13	0%	10	0%	15	0%
Internal Medicine	167	5%	101	3%	215	6%
Nephrology	9	0%	3	0%	9	0%
Neurological Surgery	85	3%	24	1%	83	2%
Neurology	16	0%	4	0%	20	1%
Obstetrics and Gynecology	20	1%	14	0%	41	1%
Occupational Medicine	71	2%	43	1%	63	2%
Ophthalmology	1	0%	0	0%	2	0%
Orthopaedic Surgery	355	11%	103	3%	328	9%
Otolaryngology	28	1%	4	0%	22	1%
Pathology	1	0%	0	0%	0	0%
Pediatrics	45	1%	39	1%	47	1%
Physical Medicine and Rehab.	22	1%	8	0%	20	1%
Plastic Surgery	29	1%	16	0%	27	1%
Preventive Medicine/Public Health	12	0%	31	1%	6	0%
Psychiatry	51	2%	20	1%	54	2%
Pulmonology	11	0%	6	0%	19	1%
Radiation Oncology	9	0%	2	0%	7	0%
Radiology	27	1%	9	0%	26	1%
Rheumatology	7	0%	2	0%	6	0%
Surgery	112	3%	40	1%	120	3%
Thoracic and Cardiac Surgery	42	1%	18	1%	37	1%
Urology	45	1%	8	0%	35	1%
Vascular Surgery	35	1%	12	0%	33	1%
Other (e.g. Hematology, Oncology)	448	13%	193	6%	209	6%
None	99	3%	2061	62%	561	16%
<b>Total</b>	<b>3358</b>	<b>100%</b>	<b>3335</b>	<b>100%</b>	<b>3511</b>	<b>100%</b>

**23. Is your primary clinical practice:**

Office based	2,030	62%
Hospital based	936	29%
Neither	311	9%

**24. How many sponsoring physicians and alternates are in your practice?**

0 or unknown	256	8%
1	1,086	33%
2 - 5	1,206	37%
6 - 10	408	12%
11 - 20	185	6%
More than 20	139	4%

**25. How many delegation agreements have you listed as a participant?**

0 or unknown	379	12%
1	2,345	71%
2	398	12%
3 or more	158	5%

**26. On average, how often are your delegation agreements updated**

Weekly	15	0%
Monthly	26	1%
Quarterly	121	4%
Semiannually	100	3%
Annually	2,621	80%
No Answer or Unk	397	12%

**27. For patient related activities, indicate your practice arrangement and size of group\***

Single Specialty Group	1,122	34%
Multi-Specialty Group	588	18%
Solo Practitioner	147	4%
Employee of a Hospital or Clinic	1,337	41%
State or Federal Employer	270	8%
Other	224	7%

Group size	Single	Single %	Multi	Multi %
501 +	10	1%	53	9%
101 - 500	20	2%	90	15%
51 - 100	46	4%	62	11%
21 - 50	208	19%	60	10%
1 - 20	711	63%	166	28%
Unknown	127	11%	157	27%
Total	1122	100%	588	100%

\*Practitioners may select more than one answer

**28. Are interpretation services offered at your practice?**

No	500	15%
Yes	2,780	85%

**If yes, what languages are offered for interpretation?**

English	1,816	65%
Korean	1,765	63%
French	1,698	61%
Spanish	2,092	75%
Russian	1,834	66%
Mandarin Chinese	1,738	63%
Other	349	13%
Do not know	667	24%

**29. Do you speak any languages other than English well enough to communicate with your patients?**

Korean	21	1%
French	32	1%
Spanish	457	14%
Russian	36	1%
Mandarin Chinese	34	1%
Other	212	6%

**30 - 32. Are you currently accepting patients covered by:  
Percentage of your patient population that currently uses this insurance**

	Medicare				Medicaid				Tricare			
	Yes	No	Don't know	Total	Yes	No	Don't know	Total	Yes	No	Don't know	Total
<i>Accepting</i>	57%	10%	33%	100%	52%	12%	36%	100%	44%	10%	46%	100%
<i>% of pts.</i>												
67 - 100%	5%	1%	2%	4%	4%	0%	1%	3%	6%	1%	0%	3%
34 - 66%	22%	3%	4%	14%	14%	1%	3%	8%	2%	0%	1%	1%
1 - 33%	33%	9%	8%	22%	41%	10%	10%	26%	55%	8%	9%	29%
0 or unk	40%	88%	86%	60%	40%	89%	86%	63%	38%	92%	90%	67%
<b>Total</b>	<b>100%</b>	<b>100%</b>	<b>100%</b>	<b>100%</b>	<b>100%</b>	<b>100%</b>	<b>100%</b>	<b>100%</b>	<b>100%</b>	<b>100%</b>	<b>100%</b>	<b>100%</b>

**All questions past this point are answered by all licensees**

**33. In the past 12 months, how many weeks did you work or volunteer in a clinical setting?**

	<u>Total</u>		<u>Active</u>		<u>Retired</u>	
48 - 52 weeks	1,821	54%	1,817	55%	4	5%
40 - 47 weeks	523	16%	520	16%	3	4%
31 - 39 weeks	108	3%	102	3%	6	7%
1 - 30 weeks	435	13%	413	13%	22	27%
0 or unknown	475	14%	428	13%	47	57%

**34. In a typical work week, indicate the average number of hours dedicated to the following professional activities**

	<u>Clinical</u>		<u>Research</u>		<u>Admin</u>		<u>Education</u>		<u>Volunteer</u>		<u>Other</u>		<u>Total</u>	
	Act	Ret	Act	Ret	Act	Ret	Act	Ret	Act	Ret	Act	Ret	Act	Ret
>40 hrs	18%	0%	0%	1%	0%	1%	0%	0%	0%	0%	0%	2%	37%	7%
31-40 hrs	54%	1%	0%	1%	0%	2%	1%	2%	0%	2%	1%	6%	46%	20%
30 or less	20%	0%	12%	10%	35%	17%	24%	9%	4%	11%	6%	15%	11%	21%
0 or unk	9%	99%	88%	88%	65%	79%	76%	89%	96%	87%	93%	77%	6%	52%
<b>Total</b>	<b>100%</b>	<b>100%</b>	<b>100%</b>	<b>100%</b>	<b>100%</b>	<b>100%</b>	<b>100%</b>	<b>100%</b>	<b>100%</b>	<b>100%</b>	<b>100%</b>	<b>100%</b>	<b>100%</b>	<b>100%</b>

**35. Do you provide telehealth/telemedicine services?**

	<u>Total</u>		<u>Active</u>		<u>Retired</u>	
No	1,370	41%	1,298	40%	72	88%
Yes	1,992	59%	1,982	60%	10	12%

**If yes, how many hours per week do you practice telehealth/telemedicine?**

	<u>Total</u>		<u>Active</u>		<u>Retired</u>	
Over 40 hrs	14	0%	14	1%	0	0%
31 - 40 hrs	93	3%	93	5%	0	0%
10 - 30 hrs	429	13%	428	22%	1	0%
Under 10	1216	36%	1,210	61%	6	0%
0 or unk	241	7%	238	12%	3	0%

**What percentage of your telehealth/telemedicine population is provided to patients in Washington?**

	<u>Total</u>		<u>Active</u>		<u>Retired</u>	
67 - 100%	1,285	65%	1,282	65%	3	43%
34 - 66%	75	4%	73	4%	2	29%
1 - 33%	179	9%	177	9%	2	29%
0% or unk	453	23%	450	23%	0	0%

**36. Do you prescribe opioids for patients with chronic noncancer pain?**

	<u>Total</u>		<u>Active</u>		<u>Retired</u>	
No	2,434	72%	2,359	72%	75	91%
Yes	928	28%	921	28%	7	9%

**If yes, Please estimate the number of opioid patients in the last month**

	<u>Total</u>		<u>Active</u>		<u>Retired</u>	
100 +	60	6%	60	7%	0	0%
51 - 99	22	2%	22	2%	0	0%
26 - 50	85	9%	85	9%	0	0%
1 - 25	649	70%	647	70%	2	29%
0 or unk	112	12%	107	12%	5	71%



**37. Have you completed the pain management CME as described in WAC 246-918-890(2)?\***

	<u>Total</u>		<u>Active</u>		<u>Retired</u>	
No	1,044	31%	1,007	31%	37	45%
Yes	2,318	69%	2,273	69%	45	55%

**38. Are you exempt from the pain specialist consultation requirement in WAC 246-918-880 based upon one or more sets of criteria for exemption listed in WAC 246-918-890?\***

	<u>Total</u>		<u>Active</u>		<u>Retired</u>	
No	2,661	79%	2,600	79%	61	74%
Yes	701	21%	680	21%	21	26%

**39. Do you have colleague(s) to whom you can refer pain patients?**

	<u>Total</u>		<u>Active</u>		<u>Retired</u>	
No	941	28%	904	28%	37	45%
Yes	2,421	72%	2,376	72%	45	55%

**If yes, how many?**

	<u>Total</u>		<u>Active</u>		<u>Retired</u>	
0 or unk	415	17%	408	17%	7	16%
1	392	16%	380	16%	12	27%
2	479	20%	469	20%	10	22%
3	329	14%	325	14%	4	9%
4	169	7%	167	7%	2	4%
5 or more	639	26%	629	26%	10	22%

**40. Do you treat patients through nontraditional therapies?**

	<u>Total</u>		<u>Active</u>		<u>Retired</u>	
No	3,019	90%	2,940	90%	79	96%
Yes	343	10%	340	10%	3	4%

**Have you completed this census on behalf of another person?**

	<u>Total</u>		<u>Active</u>		<u>Retired</u>	
No	3,305	98%	3,224	98%	81	99%
Yes	57	2%	56	2%	1	1%



**Physician Assistant principal area of practice and counties with practice sites - Northwest Washington**



	Island	King	Pierce	San Juan	Skagit	Snohomish	Whatcom	Total
Adolescent Medicine		6	2			1		9
Allergy and Immunology		3					2	5
Anesthesiology		4	1					5
Cardiology		28	4		4	11	1	48
Child Psychiatry								
Colon and Rectal Surgery		2	1		1			4
Critical Care Medicine		29	10			2		41
Dermatology		31	13		3	6	1	54
Emergency Medicine		96	71		3	23	5	198
Endocrinology		6						6
Family Medicine/General Practice	7	171	90	5	10	66	14	363
Gastroenterology		16	4		3	4	3	30
Geriatric Medicine		5	5			1		11
Gynecology Only		6						6
Infectious Diseases		10	2			1		13
Internal Medicine (General)		51	20	1	3	10	1	86
Nephrology		3	1		1		1	6
Neurological Surgery		50	7			1	1	59
Neurology		10						10
Obstetrics and Gynecology		9			1			10
Occupational Medicine		14	14		5	6	3	42
Ophthalmology		1						1
Orthopaedic Surgery		116	48		7	30	6	207
Otolaryngology		13	6			2	1	22
Pathology		1						1
Pediatrics (General)	1	17	4		1	2		25
Physical Med. & Rehabilitation		5	2					7
Plastic Surgery		13	3			2		18
Preventive Med/Public Health		2	2	1				5
Psychiatry		22	3		1	4	1	31
Pulmonology		4	2				1	7
Radiation Oncology		5						5
Radiology		14	6			2	2	24
Rheumatology		1	2		1			4
Surgery (General)		35	27		5	12	3	82
Thoracic and Cardiac Surgery		8	7			5		20
Urology		14	3		2	5	3	27
Vascular Surgery		9	5			2	2	18
Other (e.g. Hematology, Oncology.)	2	174	49		5	34	8	272
None or Unknown		1				2		3
<b>Total</b>	<b>10</b>	<b>1005</b>	<b>414</b>	<b>7</b>	<b>56</b>	<b>234</b>	<b>59</b>	<b>1785</b>



**Physician Assistant principal area of practice and counties with practice sites - Southwest Washington**



	Clallam	Clark	Cowlitz	Grays Harbor	Jefferson	Kitsap	Lewis	Mason	Pacific	Skamania	Thurston	Wahkiakum	Total
Adolescent Medicine													
Allergy and Immunology		3											3
Anesthesiology		1											1
Cardiology	1	8				2			1		1		13
Child Psychiatry													
Colon and Rectal Surgery													
Critical Care Medicine													
Dermatology	1	4				7					3		15
Emergency Medicine	2	20	4	3	1	14	3	1			15		63
Endocrinology		1	1										2
Family Medicine/General Practice	21	76	9	8	3	22	8	7	3	1	33		191
Gastroenterology	2	7									1		10
Geriatric Medicine													
Gynecology Only	1	2									1		4
Infectious Diseases													
Internal Medicine (General)	1	16	3	2	2	3	2	1			1		31
Nephrology											1		1
Neurological Surgery		3					1				6		10
Neurology		1									1		2
Obstetrics and Gynecology		1						1					2
Occupational Medicine						3					3		6
Ophthalmology													
Orthopaedic Surgery	4	24		2	1	15	4				13		63
Otolaryngology		2				1							3
Pathology													
Pediatrics (General)	2	5							1		3		11
Physical Med. & Rehabilitation	1	2											3
Plastic Surgery		2			1								3
Preventive Med/Public Health													
Psychiatry		2	3	1		1	2		1		4		14
Pulmonology													
Radiation Oncology													
Radiology		3	2										5
Rheumatology													
Surgery (General)		8	1			4	1				4		18
Thoracic and Cardiac Surgery		4				2							6
Urology	1	6									2		9
Vascular Surgery	1	5				3		1					10
Other (e.g. Hematology, Oncology.)	4	47	5	5	1	3	4	5			22		96
None or Unknown											2		2
<b>Total</b>	<b>42</b>	<b>253</b>	<b>28</b>	<b>21</b>	<b>9</b>	<b>80</b>	<b>25</b>	<b>16</b>	<b>6</b>	<b>1</b>	<b>116</b>		<b>597</b>



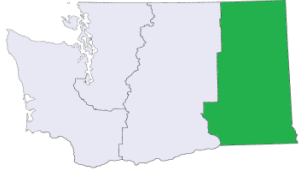
**Physician Assistant principal area of practice and counties with practice sites - Central Washington**



	Benton	Chelan	Douglas	Grant	Kittitas	Klickitat	Okanogan	Yakima	Total
Adolescent Medicine									
Allergy and Immunology									
Anesthesiology									
Cardiology	1	3		2			1	1	8
Child Psychiatry								1	1
Colon and Rectal Surgery									
Critical Care Medicine									
Dermatology	5	1						2	8
Emergency Medicine	17	2		5	4	3	1	3	35
Endocrinology		1						1	2
Family Medicine/General Practice	23	15	6	19	9	5	10	37	124
Gastroenterology	1	2						1	4
Geriatric Medicine		1				1			2
Gynecology Only								1	1
Infectious Diseases									
Internal Medicine (General)	3	4		4	1		3		15
Nephrology									
Neurological Surgery	1	2							3
Neurology									
Obstetrics and Gynecology	2				1				3
Occupational Medicine	8	3		1	1		1	3	17
Ophthalmology									
Orthopaedic Surgery	14	6		1	1		1	8	31
Otolaryngology	1								1
Pathology									
Pediatrics (General)	2	1						2	5
Physical Med. & Rehabilitation		1							1
Plastic Surgery									
Preventive Med/Public Health								1	1
Psychiatry	3	1		1		1		3	9
Pulmonology								1	1
Radiation Oncology	2								2
Radiology									
Rheumatology	1								1
Surgery (General)	1								1
Thoracic and Cardiac Surgery	2								2
Urology		2							2
Vascular Surgery	3								3
Other (e.g. Hematology, Oncology.)	10	5	1	3	3		2	17	41
None or Unknown									
<b>Total</b>	<b>100</b>	<b>50</b>	<b>7</b>	<b>36</b>	<b>20</b>	<b>10</b>	<b>19</b>	<b>82</b>	<b>324</b>



**Physician Assistant principal area of practice and counties with practice sites - Eastern Washington**



	Adams	Asotin	Columbia	Ferry	Franklin	Garfield	Lincoln	Pend Oreille	Spokane	Stevens	Walla Walla	Whitman	Total
Adolescent Medicine												1	1
Allergy and Immunology													
Anesthesiology									1				1
Cardiology	1				1				6		2	1	11
Child Psychiatry													
Colon and Rectal Surgery													
Critical Care Medicine									3				3
Dermatology									10		1		11
Emergency Medicine	2	5	1	1	2	2	1		37	2			53
Endocrinology									1				1
Family Medicine/General Practice	9	3		1	5		1	3	79	11	7	10	129
Gastroenterology									13				13
Geriatric Medicine									5				5
Gynecology Only													
Infectious Diseases													
Internal Medicine (General)					3			1	14	1	2	1	22
Nephrology								1	1	1			3
Neurological Surgery									5		1		6
Neurology									2				2
Obstetrics and Gynecology									2				2
Occupational Medicine	1				1				7				9
Ophthalmology													
Orthopaedic Surgery		1		1	1				44	1	2	2	52
Otolaryngology									1				1
Pathology													
Pediatrics (General)									4		1		5
Physical Med. & Rehabilitation									5		1		6
Plastic Surgery									2				2
Preventive Med/Public Health					1				2				3
Psychiatry									2				2
Pulmonology									4				4
Radiation Oncology													
Radiology									3				3
Rheumatology									2				2
Surgery (General)									3				3
Thoracic and Cardiac Surgery									5				5
Urology					1				2				3
Vascular Surgery									6				6
Other (e.g. Hematology, Oncology.)					2			1	30		2	1	36
None or Unknown													
<b>Total</b>	<b>13</b>	<b>9</b>	<b>1</b>	<b>3</b>	<b>17</b>	<b>2</b>	<b>2</b>	<b>6</b>	<b>301</b>	<b>16</b>	<b>19</b>	<b>16</b>	<b>405</b>

### III - SECONDARY CONTACTS

PAs who did not return a census form were emailed a reminder with a link to the census. Those without a valid email address were sent a hard copy. Secondary contacts are usually made approximately three to four weeks after license renewal.

Secondary contact returns as of 03-31-2021

Month	Contacts	Returns to Date	Return Rate
October	74	25	34%
November	55	16	29%
December	57	17	30%
<b>Total</b>	<b>186</b>	<b>58</b>	<b>31%</b>