

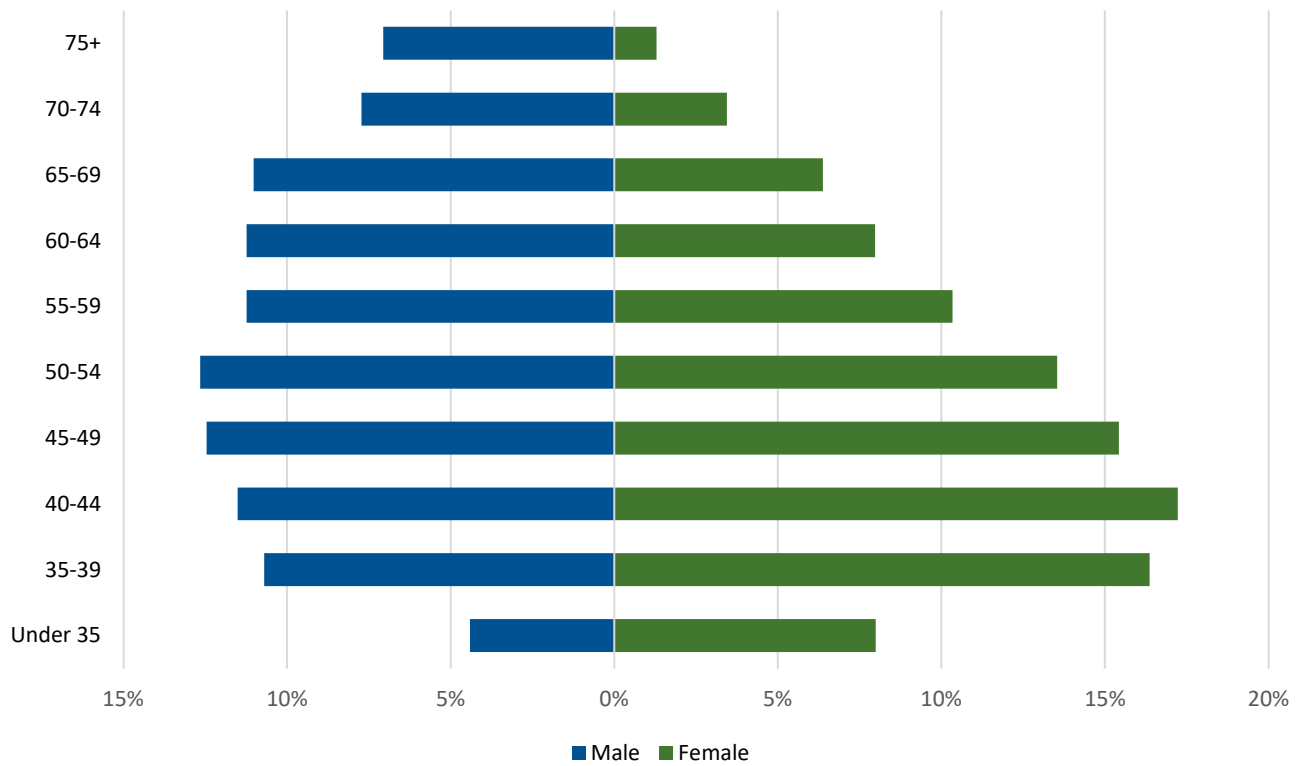
# Physician Demographic Census Aggregate Report

## I - PHYSICIAN INFORMATION

Census start date 10/1/2021  
 Census end date 9/30/2023  
 Created on 10/2/2023  
 Total Returns 24,574

| Sex    | Total  |      | Active |     | Retired |     |
|--------|--------|------|--------|-----|---------|-----|
| Male   | 14,595 | 60%  | 12,930 | 53% | 1,665   | 7%  |
| Female | 9,916  | 40%  | 9,193  | 37% | 723     | 3%  |
|        | 24,511 | 100% | 22,123 | 90% | 2,388   | 10% |

### Practitioners by sex and age:



**6. How would you classify your race/ethnicity?\***

|  | <u>Total</u> |       | <u>Active</u> |     | <u>Retired</u> |     |
|--|--------------|-------|---------------|-----|----------------|-----|
| White                                  | 15,640       | 63.6% | 13,676        | 62% | 1,964          | 82% |
| Black/African American                 | 675          | 2.7%  | 636           | 3%  | 39             | 2%  |
| American Indian/Alaskan Native         | 164          | 0.7%  | 152           | 1%  | 12             | 1%  |
| Asian                                  | 5,287        | 21.5% | 5,070         | 23% | 217            | 9%  |
| Native Hawaiian/other Pacific Islander | 98           | 0.4%  | 96            | 0%  | 2              | 0%  |
| Hispanic                               | 866          | 3.5%  | 826           | 4%  | 40             | 2%  |
| Other                                  | 619          | 2.5%  | 606           | 3%  | 13             | 1%  |
| Prefer not to answer                   | 2,105        | 8.6%  | 1,963         | 9%  | 142            | 6%  |

**7. Do you have a DEA number?**

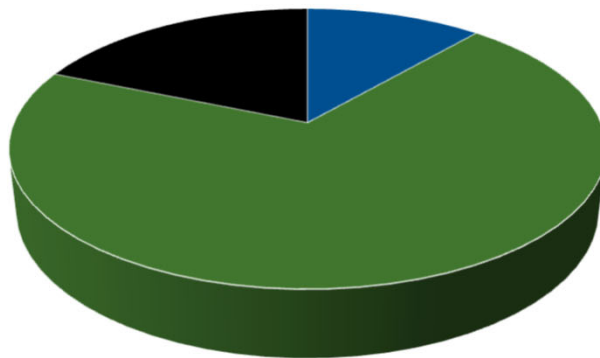
|     | <u>Total</u> |     | <u>Active</u> |     | <u>Retired</u> |     |
|-----|--------------|-----|---------------|-----|----------------|-----|
| Yes | 22,250       | 91% | 20,771        | 94% | 1,479          | 62% |
| No  | 2,324        | 9%  | 1,414         | 6%  | 910            | 38% |

**8. Do you currently reside in Washington State?**

|     | <u>Total</u> |     | <u>Active</u> |     | <u>Retired</u> |     |
|-----|--------------|-----|---------------|-----|----------------|-----|
| Yes | 17,116       | 70% | 15,151        | 68% | 1,965          | 82% |
| No  | 7,458        | 30% | 7,034         | 32% | 424            | 18% |

**13. Where did you obtain your Medical Degree?**

|                          |        |     |
|--------------------------|--------|-----|
| Washington State         | 2,797  | 11% |
| Other US State/Territory | 17,179 | 70% |
| Foreign Country          | 4,598  | 19% |
| Unknown                  | 0      | 0%  |



■ Washington State   ■ Other US State/Territory   ■ Foreign Country

\*Physicians may select multiple options

### 14. Are you ABMS Board Certified?

|     | <u>Total</u> |     | <u>Active</u> |     | <u>Retired</u> |     |
|-----|--------------|-----|---------------|-----|----------------|-----|
| No  | 3,383        | 14% | 2,904         | 13% | 479            | 20% |
| Yes | 21,191       | 86% | 19,281        | 87% | 1,910          | 80% |

### What are your ABMS Board Certifications\*

#### General Medicine

|                              |       |
|------------------------------|-------|
| Allergy and Immunology       | 82    |
| Anesthesiology               | 1,288 |
| Dermatology                  | 339   |
| Emergency Medicine           | 1,258 |
| Family Medicine              | 3,307 |
| Internal Medicine            | 4,652 |
| Pediatrics                   | 1,737 |
| Physical Medicine and Rehab. | 271   |

#### Pathology

|                             |     |
|-----------------------------|-----|
| Pathology - Anatomic        | 71  |
| Pathology - Clinical        | 42  |
| Pathology-Anatomic/Clinical | 442 |

#### Preventive Medicine

|                                 |     |
|---------------------------------|-----|
| Aerospace Medicine              | 15  |
| Occupational Medicine           | 128 |
| Public Health & Gen. Prev. Med. | 140 |

#### Radiology

|                             |       |
|-----------------------------|-------|
| Diagnostic Medical Physics  | 0     |
| Diagnostic Radiology        | 1,296 |
| Interventional Radiology    | 88    |
| Medical Physics             | 0     |
| Nuclear Medical Physics     | 0     |
| Nuclear Medicine            | 52    |
| Radiation Oncology          | 176   |
| Therapeutic Medical Physics | 0     |

#### Medical Genetics

|                               |    |
|-------------------------------|----|
| Clinical Biochemical Genetics | 9  |
| Clinical Cytogenetics         | 2  |
| Clinical Genetics             | 52 |
| Clinical Molecular Genetics   | 4  |
| Lab. Genetics and Genomics    | 1  |

#### Surgical

|                              |     |
|------------------------------|-----|
| Colon and Rectal Surgery     | 48  |
| Neurological Surgery         | 139 |
| Obstetrics and Gynecology    | 867 |
| Ophthalmology                | 394 |
| Orthopaedic Surgery          | 617 |
| Otolaryngology               | 247 |
| Plastic Surgery              | 130 |
| Surgery                      | 706 |
| Thoracic and Cardiac Surgery | 97  |
| Urology                      | 228 |
| Vascular Surgery             | 109 |

#### General Medicine

#### Radiology

#### Surgical

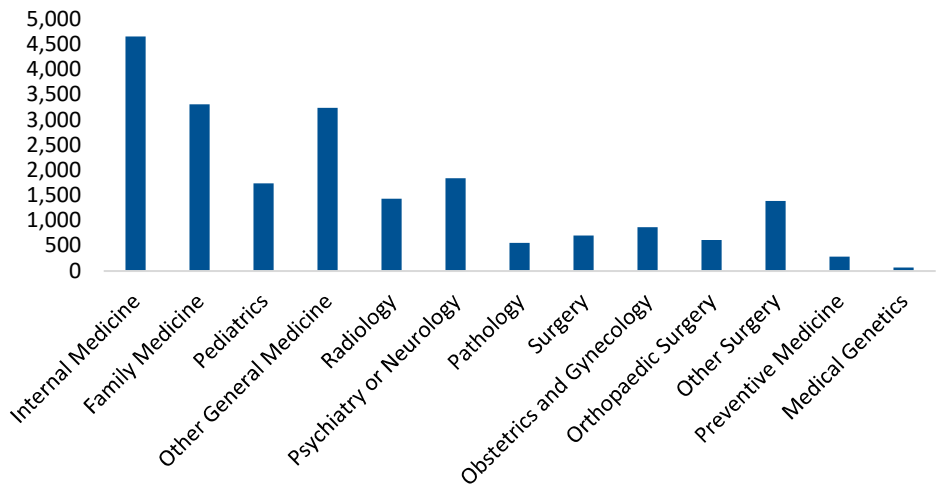
#### Psychiatry and Neurology

#### Pathology

#### Preventive Medicine

#### Medical Genetics

|                          |        |
|--------------------------|--------|
| General Medicine         | 12,934 |
| Radiology                | 1,612  |
| Surgical                 | 3,582  |
| Psychiatry and Neurology | 1,842  |
| Pathology                | 555    |
| Preventive Medicine      | 283    |
| Medical Genetics         | 68     |



#### Psychiatry and Neurology

|                           |       |
|---------------------------|-------|
| Neurology                 | 574   |
| Neurology/Child Neurology | 56    |
| Psychiatry                | 1,212 |

\*Physicians may select multiple options

**15. Have you retired from clinical practice?**

|     |        |     |
|-----|--------|-----|
| No  | 22,185 | 90% |
| Yes | 2,389  | 10% |

**Questions 16 - 31 are only answered by physicians who have not retired**

**16. Do you plan on retiring from clinical practice in the next 12 months?**

|     |        |     |
|-----|--------|-----|
| No  | 21,321 | 96% |
| Yes | 864    | 4%  |

**17. Upon retirement from clinical practice, will you convert your license to "retired active"**

|     |     |     |
|-----|-----|-----|
| No  | 293 | 34% |
| Yes | 568 | 66% |

**II - PRACTICE INFORMATION**

**18. Do you currently practice in Washington?**

|     |        |     |
|-----|--------|-----|
| Yes | 16,665 | 75% |
| No  | 5,520  | 25% |

**19. At how many locations do you provide patient care?**

|              |        |     |
|--------------|--------|-----|
| 0 or unknown | 2,145  | 10% |
| 1            | 13,102 | 59% |
| 2            | 4,307  | 19% |
| 3 or more    | 2,631  | 12% |

**20. Approximately, how much time do you spend at each site in a given month?**

|                 | Site 1 | Site 2 | Site 3 |
|-----------------|--------|--------|--------|
| Over 250 hours  | 3%     | 0%     | 0%     |
| 200 - 250 hours | 9%     | 0%     | 0%     |
| 100 - 200 hours | 46%    | 8%     | 3%     |
| Under 100 hours | 41%    | 91%    | 96%    |
| Total           | 100%   | 100%   | 100%   |

| <b>Counties</b>             | <b>Site 1</b> | <b>Avg Hrs/Mo</b> | <b>Site 2</b> | <b>Avg Hrs/Mo</b> | <b>Site 3</b> | <b>Avg Hrs/Mo</b> | <b>Total MDs in County</b> |
|-----------------------------|---------------|-------------------|---------------|-------------------|---------------|-------------------|----------------------------|
| <b>Northwest Washington</b> |               |                   |               |                   |               |                   |                            |
| Island                      | 55            | 112               | 19            | 32                | 8             | 26                | 76                         |
| King                        | 7,300         | 118               | 2,543         | 42                | 888           | 29                | 7,838                      |
| Pierce                      | 1,724         | 125               | 655           | 40                | 311           | 30                | 1,967                      |
| San Juan                    | 25            | 74                | 7             | 11                | 5             | 14                | 37                         |
| Skagit                      | 238           | 112               | 91            | 45                | 41            | 26                | 318                        |
| Snohomish                   | 1,047         | 123               | 381           | 40                | 161           | 30                | 1,361                      |
| Whatcom                     | 361           | 114               | 134           | 38                | 45            | 29                | 405                        |
| <i>Total</i>                | 10,750        | 119               | 3,830         | 41                | 1,459         | 29                | 12,002                     |
| <b>Southwest Washington</b> |               |                   |               |                   |               |                   |                            |
| Clallam                     | 131           | 123               | 33            | 61                | 11            | 37                | 152                        |
| Clark                       | 1,248         | 80                | 389           | 39                | 142           | 23                | 1,406                      |
| Cowlitz                     | 153           | 99                | 76            | 28                | 10            | 13                | 227                        |
| Grays Harbor                | 59            | 116               | 19            | 57                | 6             | 24                | 80                         |
| Jefferson                   | 43            | 111               | 13            | 37                | 3             | 18                | 54                         |
| Kitsap                      | 402           | 127               | 98            | 48                | 31            | 28                | 458                        |
| Lewis                       | 81            | 111               | 38            | 49                | 17            | 23                | 126                        |
| Mason                       | 27            | 163               | 8             | 37                | 6             | 34                | 41                         |
| Pacific                     | 20            | 86                | 6             | 49                | 4             | 35                | 30                         |
| Skamania                    | 0             | 0                 | 4             | 26                | 1             | 64                | 5                          |
| Thurston                    | 502           | 121               | 172           | 46                | 71            | 31                | 610                        |
| Wahkiakum                   | 0             | 0                 | 0             | 0                 | 1             | 16                | 1                          |
| <i>Total</i>                | 2,666         | 102               | 856           | 42                | 303           | 26                | 3,190                      |
| <b>Central Washington</b>   |               |                   |               |                   |               |                   |                            |
| Benton                      | 325           | 134               | 86            | 51                | 33            | 26                | 379                        |
| Chelan                      | 157           | 121               | 55            | 43                | 8             | 17                | 182                        |
| Douglas                     | 9             | 106               | 0             | 0                 | 0             | 0                 | 9                          |
| Grant                       | 59            | 139               | 32            | 39                | 4             | 21                | 86                         |
| Kittitas                    | 27            | 136               | 14            | 58                | 4             | 11                | 42                         |
| Klickitat                   | 37            | 81                | 8             | 40                | 0             | 0                 | 44                         |
| Okanogan                    | 41            | 122               | 24            | 43                | 11            | 14                | 60                         |
| Yakima                      | 280           | 118               | 77            | 43                | 21            | 46                | 316                        |
| <i>Total</i>                | 935           | 125               | 296           | 45                | 81            | 27                | 1,118                      |
| <b>Eastern Washington</b>   |               |                   |               |                   |               |                   |                            |
| Adams                       | 9             | 127               | 4             | 25                | 4             | 20                | 13                         |
| Asotin                      | 40            | 113               | 12            | 21                | 3             | 12                | 52                         |
| Columbia                    | 3             | 101               | 4             | 79                | 0             | 0                 | 6                          |
| Ferry                       | 6             | 89                | 0             | 0                 | 0             | 0                 | 6                          |
| Franklin                    | 47            | 133               | 10            | 39                | 5             | 21                | 61                         |
| Garfield                    | 3             | 160               | 0             | 0                 | 0             | 0                 | 3                          |
| Lincoln                     | 6             | 87                | 5             | 30                | 2             | 7                 | 12                         |
| Pend Oreille                | 10            | 154               | 2             | 24                | 1             | 10                | 13                         |
| Spokane                     | 1,110         | 116               | 408           | 39                | 166           | 26                | 1,163                      |
| Stevens                     | 32            | 119               | 13            | 47                | 6             | 8                 | 46                         |
| Walla Walla                 | 116           | 133               | 33            | 37                | 8             | 20                | 134                        |
| Whitman                     | 61            | 121               | 23            | 48                | 4             | 8                 | 74                         |
| <i>Total</i>                | 1,443         | 119               | 514           | 39                | 199           | 24                | 1,583                      |
| <b>Grand Total</b>          | <b>15,794</b> | <b>117</b>        | <b>5,496</b>  | <b>41</b>         | <b>2,042</b>  | <b>28</b>         | <b>17,893</b>              |

**21. Please indicate your current area of practice and area of residency accredited by ACGME you have received\***

| Area of Practice                  | Principal Practice | Principal Percentage | Secondary Practice | Secondary Percentage | ACGME Residency | ACGME Percentage |
|-----------------------------------|--------------------|----------------------|--------------------|----------------------|-----------------|------------------|
| Adolescent Medicine               | 41                 | 0%                   | 83                 | 0%                   | 63              | 0%               |
| Allergy and Immunology            | 73                 | 0%                   | 37                 | 0%                   | 83              | 0%               |
| Anesthesiology                    | 1,255              | 6%                   | 158                | 1%                   | 1,273           | 5%               |
| Cardiology                        | 538                | 2%                   | 119                | 1%                   | 537             | 2%               |
| Child Psychiatry                  | 175                | 1%                   | 145                | 1%                   | 275             | 1%               |
| Colon and Rectal Surgery          | 50                 | 0%                   | 19                 | 0%                   | 57              | 0%               |
| Critical Care Medicine            | 269                | 1%                   | 335                | 1%                   | 524             | 2%               |
| Dermatology                       | 333                | 1%                   | 68                 | 0%                   | 326             | 1%               |
| Emergency Medicine                | 1,394              | 6%                   | 240                | 1%                   | 1,276           | 5%               |
| Endocrinology                     | 168                | 1%                   | 40                 | 0%                   | 163             | 1%               |
| Family Medicine                   | 3,226              | 14%                  | 529                | 2%                   | 3,200           | 13%              |
| Gastroenterology                  | 322                | 1%                   | 64                 | 0%                   | 327             | 1%               |
| Geriatric Medicine                | 83                 | 0%                   | 243                | 1%                   | 178             | 1%               |
| Gynecology Only                   | 99                 | 0%                   | 43                 | 0%                   | 82              | 0%               |
| Infectious Diseases               | 217                | 1%                   | 84                 | 0%                   | 275             | 1%               |
| Internal Medicine                 | 3,077              | 14%                  | 1,699              | 8%                   | 4,478           | 18%              |
| Nephrology                        | 211                | 1%                   | 58                 | 0%                   | 245             | 1%               |
| Neurological Surgery              | 162                | 1%                   | 38                 | 0%                   | 149             | 1%               |
| Neurology                         | 583                | 3%                   | 124                | 1%                   | 596             | 2%               |
| Obstetrics and Gynecology         | 742                | 3%                   | 233                | 1%                   | 843             | 3%               |
| Occupational Medicine             | 136                | 1%                   | 75                 | 0%                   | 104             | 0%               |
| Ophthalmology                     | 395                | 2%                   | 62                 | 0%                   | 382             | 2%               |
| Orthopaedic Surgery               | 655                | 3%                   | 131                | 1%                   | 627             | 3%               |
| Other Surgical Specialties        | 85                 | 0%                   | 71                 | 0%                   | 124             | 1%               |
| Otolaryngology                    | 235                | 1%                   | 35                 | 0%                   | 235             | 1%               |
| Pathology                         | 552                | 2%                   | 151                | 1%                   | 559             | 2%               |
| Pediatrics                        | 1,142              | 5%                   | 550                | 2%                   | 1,666           | 7%               |
| Pediatrics Subspecialties         | 692                | 3%                   | 339                | 2%                   | 809             | 3%               |
| Physical Medicine and Rehab.      | 269                | 1%                   | 41                 | 0%                   | 266             | 1%               |
| Plastic Surgery                   | 146                | 1%                   | 49                 | 0%                   | 150             | 1%               |
| Preventive Medicine/Public Health | 73                 | 0%                   | 147                | 1%                   | 105             | 0%               |
| Psychiatry                        | 1,204              | 5%                   | 271                | 1%                   | 1,269           | 5%               |
| Pulmonology                       | 221                | 1%                   | 140                | 1%                   | 337             | 1%               |
| Radiation Oncology                | 178                | 1%                   | 30                 | 0%                   | 169             | 1%               |
| Radiology                         | 1,478              | 7%                   | 395                | 2%                   | 1,411           | 6%               |
| Rheumatology                      | 122                | 1%                   | 37                 | 0%                   | 136             | 1%               |
| Surgery                           | 550                | 2%                   | 222                | 1%                   | 719             | 3%               |
| Thoracic and Cardiac Surgery      | 107                | 0%                   | 18                 | 0%                   | 114             | 0%               |
| Urology                           | 239                | 1%                   | 41                 | 0%                   | 240             | 1%               |
| Vascular Surgery                  | 116                | 1%                   | 23                 | 0%                   | 117             | 0%               |
| Other (e.g. Hospitalist)          | 848                | 4%                   | 1,356              | 6%                   | 300             | 1%               |
| None                              | 104                | 0%                   | 13,951             | 62%                  | 1,112           | 5%               |
| <b>Total</b>                      | <b>22,565</b>      |                      | <b>22,494</b>      |                      | <b>25,901</b>   |                  |

\*Some Physicians selected multiple fields

**22. For patient related activities, indicate your practice arrangement and size of group\***

|                                  |       |     |
|----------------------------------|-------|-----|
| Single Specialty Group           | 5,259 | 24% |
| Multi-Specialty Group            | 4,745 | 21% |
| Solo Practitioner                | 1,622 | 7%  |
| Employee of a Hospital or Clinic | 8,883 | 40% |
| State or Federal Employer        | 2,399 | 11% |
| Other                            | 1,827 | 8%  |

| Group size | Single | Single % | Multi | Multi % |
|------------|--------|----------|-------|---------|
| 501 +      | 39     | 1%       | 1,067 | 22%     |
| 101 - 500  | 544    | 10%      | 1,273 | 27%     |
| 51 - 100   | 614    | 12%      | 486   | 10%     |
| 21 - 50    | 1,103  | 21%      | 505   | 11%     |
| 1 - 20     | 2,770  | 53%      | 830   | 17%     |
| Unknown    | 189    | 4%       | 584   | 12%     |
| Total      | 5,259  | 100%     | 4,745 | 100%    |

**23. Is your primary clinical practice:**

|                |        |     |
|----------------|--------|-----|
| Office based   | 11,083 | 50% |
| Hospital based | 8,972  | 41% |
| Neither        | 2,130  | 10% |

**24. How many Physician Assistants do you sponsor?**

|           |        |     |
|-----------|--------|-----|
| 0         | 18,047 | 82% |
| 1         | 1,916  | 9%  |
| 2         | 929    | 4%  |
| 3 or more | 1,293  | 6%  |

**25. Do you have hospital clinical privileges in Washington State?**

All active licensees

|       |        |      |
|-------|--------|------|
| Yes   | 12,668 | 57%  |
| No    | 9,517  | 43%  |
| Total | 22,185 | 100% |

Practices in Washington

|       |        |      |
|-------|--------|------|
| Yes   | 11,958 | 72%  |
| No    | 4,707  | 28%  |
| Total | 16,665 | 100% |

Doesn't practice in Washington

|       |       |      |
|-------|-------|------|
| Yes   | 710   | 13%  |
| No    | 4,810 | 87%  |
| Total | 5,520 | 100% |

*\*Physicians may select multiple options*

**26. Are interpretation services offered at your practice?**

|     |        |     |
|-----|--------|-----|
| No  | 3,886  | 18% |
| Yes | 18,299 | 82% |

**If yes, what languages are offered for interpretation?**

|                  |        |     |
|------------------|--------|-----|
| English          | 11,830 | 65% |
| Korean           | 11,715 | 64% |
| French           | 11,484 | 63% |
| Spanish          | 13,699 | 75% |
| Russian          | 12,019 | 66% |
| Mandarin Chinese | 11,821 | 65% |
| Other            | 2,385  | 13% |
| Do not know      | 4,054  | 22% |

**27. Do you speak any languages other than English well enough to communicate with your patients?**

|                  |       |     |
|------------------|-------|-----|
| Korean           | 277   | 1%  |
| French           | 686   | 3%  |
| Spanish          | 3,390 | 15% |
| Russian          | 228   | 1%  |
| Mandarin Chinese | 800   | 4%  |
| Other            | 3,250 | 15% |

**28-30. Are you currently accepting patients covered by Medicare, Medicaid, Tricare?  
Percentage of your patient population that currently uses this insurance**

|                  | Medicare    |             |             |             | Medicaid    |             |             |             | Tricare     |             |             |             |
|------------------|-------------|-------------|-------------|-------------|-------------|-------------|-------------|-------------|-------------|-------------|-------------|-------------|
|                  | Yes         | No          | Don't know  | Total       | Yes         | No          | Don't know  | Total       | Yes         | No          | Don't know  | Total       |
| <b>Accepting</b> | <b>55%</b>  | <b>14%</b>  | <b>31%</b>  | <b>100%</b> | <b>52%</b>  | <b>15%</b>  | <b>33%</b>  | <b>100%</b> | <b>41%</b>  | <b>15%</b>  | <b>44%</b>  | <b>100%</b> |
| <i>% of pts.</i> |             |             |             |             |             |             |             |             |             |             |             |             |
| 67 - 100%        | 6%          | 2%          | 1%          | 4%          | 4%          | 0%          | 1%          | 3%          | 3%          | 0%          | 0%          | 1%          |
| 34 - 66%         | 21%         | 6%          | 4%          | 13%         | 12%         | 2%          | 2%          | 7%          | 1%          | 0%          | 1%          | 1%          |
| 1 - 33%          | 33%         | 11%         | 7%          | 22%         | 43%         | 17%         | 10%         | 28%         | 54%         | 12%         | 8%          | 27%         |
| 0 or unk         | 41%         | 81%         | 87%         | 61%         | 41%         | 81%         | 87%         | 62%         | 42%         | 88%         | 91%         | 71%         |
| <b>Total</b>     | <b>100%</b> | <b>100%</b> | <b>100%</b> | <b>100%</b> | <b>100%</b> | <b>100%</b> | <b>100%</b> | <b>100%</b> | <b>100%</b> | <b>100%</b> | <b>100%</b> | <b>100%</b> |

**All questions past this point are answered by all licensees**



**31. In the past 12 months, how many weeks did you work or volunteer in a clinical setting?**

|               | <u>Total</u> |     |  | <u>Active</u> |     |  | <u>Retired</u> |     |
|---------------|--------------|-----|--|---------------|-----|--|----------------|-----|
| 48 - 52 weeks | 10,504       | 43% |  | 10,364        | 47% |  | 140            | 6%  |
| 40 - 47 weeks | 5,351        | 22% |  | 5,265         | 24% |  | 86             | 4%  |
| 31 - 39 weeks | 600          | 2%  |  | 559           | 3%  |  | 41             | 2%  |
| 1 - 30 weeks  | 3,262        | 13% |  | 2,519         | 11% |  | 743            | 31% |
| 0 or unknown  | 4,857        | 20% |  | 3,478         | 16% |  | 1,379          | 58% |

**32. In a typical work week, indicate the average number of hours dedicated to the following professional activities**

|              | <u>Clinical</u> |             | <u>Research</u> |             | <u>Admin</u> |             | <u>Education</u> |             | <u>Volunteer</u> |             | <u>Other</u> |             | <u>Total</u> |             |
|--------------|-----------------|-------------|-----------------|-------------|--------------|-------------|------------------|-------------|------------------|-------------|--------------|-------------|--------------|-------------|
|              | Act             | Ret         | Act             | Ret         | Act          | Ret         | Act              | Ret         | Act              | Ret         | Act          | Ret         | Act          | Ret         |
| >40 hrs      | 25%             | 0%          | 0%              | 1%          | 1%           | 2%          | 0%               | 0%          | 0%               | 0%          | 0%           | 2%          | 52%          | 10%         |
| 31-40 hrs    | 35%             | 0%          | 1%              | 1%          | 2%           | 3%          | 0%               | 0%          | 0%               | 1%          | 2%           | 4%          | 31%          | 10%         |
| 30 or less   | 32%             | 1%          | 18%             | 11%         | 54%          | 20%         | 38%              | 18%         | 5%               | 18%         | 4%           | 22%         | 14%          | 43%         |
| 0 or unk     | 8%              | 99%         | 80%             | 87%         | 43%          | 75%         | 62%              | 82%         | 95%              | 81%         | 94%          | 73%         | 3%           | 38%         |
| <b>Total</b> | <b>100%</b>     | <b>100%</b> | <b>100%</b>     | <b>100%</b> | <b>100%</b>  | <b>100%</b> | <b>100%</b>      | <b>100%</b> | <b>100%</b>      | <b>100%</b> | <b>100%</b>  | <b>100%</b> | <b>100%</b>  | <b>100%</b> |

**33. Do you provide telehealth/telemedicine services?**

|     | <u>Total</u> |     |  | <u>Active</u> |     |  | <u>Retired</u> |     |
|-----|--------------|-----|--|---------------|-----|--|----------------|-----|
| No  | 11,105       | 45% |  | 8,971         | 40% |  | 2,134          | 89% |
| Yes | 13,469       | 55% |  | 13,214        | 60% |  | 255            | 11% |

**If yes, how many hours per week do you practice telehealth/telemedicine?**

|              | <u>Total</u> |     |  | <u>Active</u> |     |  | <u>Retired</u> |     |
|--------------|--------------|-----|--|---------------|-----|--|----------------|-----|
| Over 40 hrs  | 246          | 2%  |  | 244           | 2%  |  | 2              | 1%  |
| 31 - 40 hrs  | 823          | 6%  |  | 813           | 6%  |  | 10             | 4%  |
| 10 - 30 hrs  | 2,574        | 19% |  | 2,541         | 19% |  | 33             | 13% |
| Under 10 hrs | 8,790        | 65% |  | 8,630         | 65% |  | 160            | 63% |
| 0 or unknown | 1,036        | 8%  |  | 986           | 7%  |  | 50             | 20% |

**What percentage of your telehealth/telemedicine population is provided to patients in Washington?**

|              | <u>Total</u> |     |  | <u>Active</u> |     |  | <u>Retired</u> |     |
|--------------|--------------|-----|--|---------------|-----|--|----------------|-----|
| 67 - 100%    | 7,759        | 58% |  | 7,619         | 58% |  | 140            | 55% |
| 34 - 66%     | 486          | 4%  |  | 476           | 4%  |  | 10             | 4%  |
| 1 - 33%      | 2,498        | 19% |  | 2,474         | 19% |  | 24             | 9%  |
| 0 or unknown | 2,726        | 20% |  | 2,645         | 20% |  | 81             | 32% |

**34. Do you prescribe opioids for patients with chronic noncancer pain?**

|     | <u>Total</u> |     | <u>Active</u> |     | <u>Retired</u> |     |
|-----|--------------|-----|---------------|-----|----------------|-----|
| No  | 19,007       | 77% | 16,740        | 75% | 2,267          | 95% |
| Yes | 5,567        | 23% | 5,445         | 25% | 122            | 5%  |

**If yes, Please estimate the number of opioid patients in the last month**

|          | <u>Total</u> |     | <u>Active</u> |     | <u>Retired</u> |     |
|----------|--------------|-----|---------------|-----|----------------|-----|
| Over 100 | 52           | 0%  | 51            | 1%  | 1              | 1%  |
| 11 - 100 | 1,618        | 7%  | 1,606         | 29% | 12             | 10% |
| 1 -10    | 3,199        | 13% | 3,161         | 58% | 38             | 31% |
| 0 or Unk | 698          | 3%  | 627           | 12% | 71             | 58% |

**35. Are you a certified pain management specialist?**

|     | <u>Total</u> |     | <u>Active</u> |     | <u>Retired</u> |     |
|-----|--------------|-----|---------------|-----|----------------|-----|
| No  | 24,176       | 98% | 21,809        | 98% | 2,367          | 99% |
| Yes | 398          | 2%  | 376           | 2%  | 22             | 1%  |

**Under what section of WAC 246-919-945 are you qualified as a pain management specialist\***

|                  | <u>Total</u> |     | <u>Active</u> |     | <u>Retired</u> |     |
|------------------|--------------|-----|---------------|-----|----------------|-----|
| A                | 244          | 61% | 233           | 62% | 11             | 50% |
| B                | 81           | 20% | 75            | 20% | 6              | 27% |
| D                | 23           | 6%  | 22            | 6%  | 1              | 5%  |
| E                | 51           | 13% | 48            | 13% | 3              | 14% |
| I do not Qualify | 89           | 22% | 81            | 22% | 8              | 36% |

**36. Do you have colleague(s) to whom you can refer pain patients?**

|                               | <u>Total</u> |     | <u>Active</u> |     | <u>Retired</u> |     |
|-------------------------------|--------------|-----|---------------|-----|----------------|-----|
| No, I can treat w/o referrals | 998          | 4%  | 934           | 4%  | 64             | 3%  |
| No colleagues to refer        | 9,258        | 38% | 7,797         | 35% | 1,461          | 61% |
| Yes                           | 14,245       | 58% | 13,410        | 61% | 835            | 35% |
| No answer                     | 73           | 0%  | 44            | 0%  | 29             | 1%  |

**If yes, How many colleagues are available?**

|         | <u>Total</u> |     | <u>Active</u> |     | <u>Retired</u> |     |
|---------|--------------|-----|---------------|-----|----------------|-----|
| Unknown | 2,959        | 21% | 2,865         | 21% | 94             | 11% |
| 1       | 2,285        | 16% | 2,108         | 16% | 177            | 21% |
| 2       | 2,899        | 20% | 2,676         | 20% | 223            | 27% |
| 3       | 1,712        | 12% | 1,609         | 12% | 103            | 12% |
| 4+      | 4,390        | 31% | 4,152         | 31% | 238            | 29% |

**37. Do you treat patients through nontraditional therapies?**

|     | <u>Total</u> |     | <u>Active</u> |     | <u>Retired</u> |     |
|-----|--------------|-----|---------------|-----|----------------|-----|
| No  | 23,456       | 95% | 21,122        | 95% | 2,334          | 98% |
| Yes | 1,118        | 5%  | 1,063         | 5%  | 55             | 2%  |

**Have you completed this census on behalf of another person?**

|     | <u>Total</u> |     | <u>Active</u> |     | <u>Retired</u> |      |
|-----|--------------|-----|---------------|-----|----------------|------|
| Yes | 776          | 3%  | 767           | 3%  | 9              | 0%   |
| No  | 23,798       | 97% | 21,418        | 97% | 2,380          | 100% |

\*Physician may select more than one option. Section E was added effective 1/1/19

**Physician principal area of practice and counties with practice sites - Northwest Washington**


|                                  | Island    | King        | Pierce      | San Juan  | Skagit     | Snohomish   | Whatcom    | Total        |
|----------------------------------|-----------|-------------|-------------|-----------|------------|-------------|------------|--------------|
| Adolescent Medicine              |           | 23          | 2           |           |            | 2           |            | <b>27</b>    |
| Allergy and Immunology           |           | 32          | 6           |           |            | 12          | 2          | <b>52</b>    |
| Anesthesiology                   |           | 486         | 131         | 1         | 42         | 68          | 49         | <b>777</b>   |
| Cardiology                       | 2         | 189         | 40          | 1         | 12         | 35          | 7          | <b>286</b>   |
| Child Psychiatry                 |           | 69          | 17          | 1         | 2          | 7           | 6          | <b>102</b>   |
| Colon and Rectal Surgery         |           | 20          | 4           |           |            | 5           |            | <b>29</b>    |
| Critical Care Medicine           |           | 129         | 29          |           | 7          | 8           | 2          | <b>175</b>   |
| Dermatology                      | 2         | 107         | 19          |           | 9          | 20          | 11         | <b>168</b>   |
| Emergency Medicine               | 10        | 371         | 158         | 10        | 18         | 97          | 18         | <b>682</b>   |
| Endocrinology                    |           | 70          | 11          |           | 2          | 9           | 3          | <b>95</b>    |
| Family Medicine/General Practice | 17        | 932         | 246         | 6         | 48         | 221         | 71         | <b>1541</b>  |
| Gastroenterology                 |           | 131         | 25          | 1         | 5          | 15          | 11         | <b>188</b>   |
| Geriatric Medicine               |           | 45          | 4           | 1         |            | 1           | 4          | <b>55</b>    |
| Gynecology Only                  |           | 47          | 10          |           |            | 8           |            | <b>65</b>    |
| Infectious Diseases              |           | 117         | 23          |           | 4          | 11          | 3          | <b>158</b>   |
| Internal Medicine (General)      | 9         | 1037        | 277         | 2         | 32         | 206         | 36         | <b>1599</b>  |
| Nephrology                       | 1         | 78          | 17          |           | 5          | 7           | 3          | <b>111</b>   |
| Neurological Surgery             |           | 61          | 11          |           |            | 9           | 2          | <b>83</b>    |
| Neurology                        |           | 214         | 42          |           | 2          | 29          | 7          | <b>294</b>   |
| Obstetrics and Gynecology        | 5         | 246         | 71          | 1         | 9          | 48          | 6          | <b>386</b>   |
| Occupational Medicine            |           | 26          | 8           |           | 4          | 10          | 4          | <b>52</b>    |
| Ophthalmology                    | 3         | 147         | 38          |           | 9          | 27          | 11         | <b>235</b>   |
| Orthopaedic Surgery              | 3         | 185         | 60          |           | 14         | 38          | 11         | <b>311</b>   |
| Other Surgical Specialties       |           | 31          | 11          |           | 1          | 10          | 1          | <b>54</b>    |
| Otolaryngology                   | 2         | 97          | 27          |           | 4          | 17          | 6          | <b>153</b>   |
| Pathology                        | 1         | 197         | 20          |           | 3          | 20          | 8          | <b>249</b>   |
| Pediatrics (General)             | 4         | 415         | 120         | 2         | 18         | 96          | 15         | <b>670</b>   |
| Pediatrics Subspecialties        |           | 401         | 74          |           |            | 34          | 1          | <b>510</b>   |
| Physical Med. & Rehabilitation   |           | 124         | 26          |           | 4          | 23          | 2          | <b>179</b>   |
| Plastic Surgery                  |           | 69          | 16          |           | 2          | 9           | 4          | <b>100</b>   |
| Preventive Med/Public Health     |           | 25          | 3           |           | 1          | 4           |            | <b>33</b>    |
| Psychiatry                       | 4         | 450         | 89          | 3         | 7          | 43          | 22         | <b>618</b>   |
| Pulmonology                      |           | 115         | 21          |           | 3          | 8           | 5          | <b>152</b>   |
| Radiation Oncology               |           | 48          | 14          |           | 3          | 8           | 5          | <b>78</b>    |
| Radiology                        | 4         | 340         | 132         | 6         | 24         | 83          | 31         | <b>620</b>   |
| Rheumatology                     | 1         | 62          | 7           |           |            | 11          | 2          | <b>83</b>    |
| Surgery (General)                | 5         | 168         | 54          |           | 7          | 26          | 10         | <b>270</b>   |
| Thoracic and Cardiac Surgery     |           | 29          | 15          |           | 1          | 4           | 2          | <b>51</b>    |
| Urology                          | 1         | 89          | 23          | 1         | 4          | 11          | 4          | <b>133</b>   |
| Vascular Surgery                 |           | 37          | 7           |           |            | 7           | 2          | <b>53</b>    |
| Other (e.g. Hospitalist, Admin.) | 2         | 351         | 55          | 1         | 11         | 50          | 17         | <b>487</b>   |
| None or Unknown                  |           | 28          | 4           |           | 1          | 4           | 1          | <b>38</b>    |
| <b>Total</b>                     | <b>76</b> | <b>7838</b> | <b>1967</b> | <b>37</b> | <b>318</b> | <b>1361</b> | <b>405</b> | <b>12002</b> |

**Physician principal area of practice and counties with practice sites - Southwest Washington**

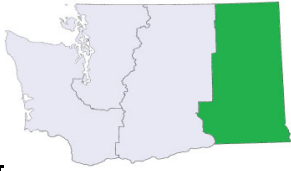


|                                  | Clallam    | Clark       | Cowlitz    | Grays Harbor | Jefferson | Kitsap     | Lewis      | Mason     | Pacific   | Skamania | Thurston   | Wahkiakum | Total       |
|----------------------------------|------------|-------------|------------|--------------|-----------|------------|------------|-----------|-----------|----------|------------|-----------|-------------|
| Adolescent Medicine              |            | 2           | 1          |              |           |            |            |           |           |          | 2          |           | 5           |
| Allergy and Immunology           |            | 6           |            |              |           | 2          |            |           |           |          | 3          |           | 11          |
| Anesthesiology                   | 7          | 71          | 6          | 5            |           | 22         | 3          | 1         |           |          | 41         |           | 156         |
| Cardiology                       | 3          | 39          | 3          | 2            | 1         | 11         | 3          | 1         | 2         |          | 16         |           | 81          |
| Child Psychiatry                 |            | 8           | 2          | 1            | 1         | 3          | 4          | 1         | 2         |          | 3          | 1         | 26          |
| Colon and Rectal Surgery         |            | 11          |            |              |           |            |            |           |           |          | 1          |           | 12          |
| Critical Care Medicine           |            | 20          | 1          |              |           | 3          | 2          |           |           |          | 8          |           | 34          |
| Dermatology                      | 3          | 18          | 3          |              | 1         | 8          |            |           |           |          | 5          |           | 38          |
| Emergency Medicine               | 17         | 73          | 17         | 8            | 8         | 36         | 14         | 7         | 11        |          | 33         |           | 224         |
| Endocrinology                    | 1          | 9           |            |              |           | 4          |            |           |           |          | 4          |           | 18          |
| Family Medicine/General Practice | 39         | 182         | 38         | 13           | 13        | 91         | 20         | 10        | 7         | 4        | 102        |           | 519         |
| Gastroenterology                 | 1          | 25          | 5          |              |           | 4          | 1          |           |           |          | 6          |           | 42          |
| Geriatric Medicine               | 1          | 4           | 1          | 1            |           | 1          |            |           |           |          | 1          |           | 9           |
| Gynecology Only                  |            | 10          |            |              |           |            |            |           | 1         |          | 3          |           | 14          |
| Infectious Diseases              |            | 14          |            |              |           |            | 1          |           |           |          | 3          |           | 18          |
| Internal Medicine (General)      | 25         | 205         | 44         | 12           | 10        | 80         | 23         | 7         | 2         |          | 99         |           | 507         |
| Nephrology                       |            | 17          | 1          | 1            |           | 9          |            |           |           |          | 11         |           | 39          |
| Neurological Surgery             |            | 11          |            |              |           | 1          |            | 1         |           |          | 6          |           | 19          |
| Neurology                        | 1          | 42          | 3          | 1            |           | 2          |            |           |           |          | 16         |           | 65          |
| Obstetrics and Gynecology        | 4          | 87          | 4          | 1            | 1         | 21         | 5          | 1         |           |          | 15         |           | 139         |
| Occupational Medicine            | 1          | 9           | 1          |              |           | 6          |            |           |           |          | 3          |           | 20          |
| Ophthalmology                    | 4          | 36          | 7          | 1            | 1         | 21         | 6          |           |           |          | 18         |           | 94          |
| Orthopaedic Surgery              | 5          | 39          | 5          | 3            | 2         | 18         | 4          | 1         |           |          | 26         |           | 103         |
| Other Surgical Specialties       |            | 6           | 1          |              |           | 1          | 1          |           |           |          | 2          |           | 11          |
| Otolaryngology                   |            | 21          | 3          |              |           | 3          |            |           |           |          | 6          |           | 33          |
| Pathology                        | 1          | 23          | 3          |              |           | 2          | 5          |           |           |          | 7          |           | 41          |
| Pediatrics (General)             | 7          | 93          | 9          | 8            | 1         | 16         | 6          | 4         | 1         |          | 30         |           | 175         |
| Pediatrics Subspecialties        |            | 50          | 3          | 1            |           | 2          |            |           |           |          | 9          |           | 65          |
| Physical Med. & Rehabilitation   |            | 11          |            |              |           | 3          | 1          |           |           |          | 5          |           | 20          |
| Plastic Surgery                  |            | 6           | 1          |              | 1         | 1          |            |           |           |          | 1          |           | 10          |
| Preventive Med/Public Health     | 1          | 5           | 1          |              |           | 2          | 1          |           |           |          | 1          |           | 11          |
| Psychiatry                       | 7          | 55          | 9          | 3            | 5         | 15         | 6          | 1         | 1         | 1        | 21         |           | 124         |
| Pulmonology                      | 1          | 21          | 4          |              |           | 5          |            |           |           |          | 6          |           | 37          |
| Radiation Oncology               | 3          | 9           | 1          | 5            | 1         | 5          | 5          |           |           |          | 8          |           | 37          |
| Radiology                        | 3          | 55          | 21         | 5            | 1         | 24         | 3          | 1         | 3         |          | 24         |           | 140         |
| Rheumatology                     | 1          | 7           | 2          |              |           | 1          |            |           |           |          | 2          |           | 13          |
| Surgery (General)                | 5          | 30          | 10         | 2            | 2         | 9          | 4          | 3         |           |          | 13         |           | 78          |
| Thoracic and Cardiac Surgery     |            | 3           |            |              |           | 5          |            |           |           |          | 3          |           | 11          |
| Urology                          | 2          | 14          | 6          | 1            | 1         | 4          | 1          |           |           |          | 10         |           | 39          |
| Vascular Surgery                 | 3          | 6           |            |              |           | 6          |            |           |           |          | 4          |           | 19          |
| Other (e.g. Hospitalist, Admin.) | 6          | 49          | 10         | 6            | 4         | 11         | 5          | 1         |           |          | 29         |           | 121         |
| None or Unknown                  |            | 4           | 1          |              |           |            | 2          | 1         |           |          | 4          |           | 12          |
| <b>Total</b>                     | <b>152</b> | <b>1406</b> | <b>227</b> | <b>80</b>    | <b>54</b> | <b>458</b> | <b>126</b> | <b>41</b> | <b>30</b> | <b>5</b> | <b>610</b> | <b>1</b>  | <b>3190</b> |

**Physician principal area of practice and counties with practice sites - Central Washington**


|                                  | Benton     | Chelan     | Douglas  | Grant     | Kittitas  | Klickitat | Okanogan  | Yakima     | Total       |
|----------------------------------|------------|------------|----------|-----------|-----------|-----------|-----------|------------|-------------|
| Adolescent Medicine              | 2          |            |          |           | 1         |           |           | 1          | 4           |
| Allergy and Immunology           | 1          | 1          |          | 1         |           |           |           | 1          | 4           |
| Anesthesiology                   | 13         | 14         |          | 2         |           | 1         |           | 10         | 40          |
| Cardiology                       | 15         | 12         |          | 3         | 1         | 1         | 2         | 12         | 46          |
| Child Psychiatry                 | 1          | 1          |          |           | 1         |           |           | 5          | 8           |
| Colon and Rectal Surgery         | 1          |            |          |           |           |           |           |            | 1           |
| Critical Care Medicine           | 5          | 3          |          |           |           |           | 1         | 5          | 14          |
| Dermatology                      | 3          | 3          |          | 1         |           |           |           | 1          | 8           |
| Emergency Medicine               | 27         | 25         |          | 7         | 6         | 14        | 15        | 25         | 119         |
| Endocrinology                    | 4          | 1          |          | 1         |           |           |           | 2          | 8           |
| Family Medicine/General Practice | 36         | 21         | 6        | 24        | 10        | 13        | 19        | 55         | 184         |
| Gastroenterology                 | 11         | 3          |          | 2         |           | 1         | 1         | 5          | 23          |
| Geriatric Medicine               | 5          | 1          |          |           |           |           |           |            | 6           |
| Gynecology Only                  |            |            |          |           |           |           | 1         | 1          | 2           |
| Infectious Diseases              | 3          | 2          |          |           |           |           |           | 2          | 7           |
| Internal Medicine (General)      | 54         | 20         |          | 9         | 9         | 2         | 3         | 50         | 147         |
| Nephrology                       | 6          |            |          |           |           |           |           | 2          | 8           |
| Neurological Surgery             | 5          |            |          |           |           |           |           | 2          | 7           |
| Neurology                        | 9          | 5          |          | 1         | 1         |           | 1         | 4          | 21          |
| Obstetrics and Gynecology        | 14         | 6          |          | 5         |           |           | 1         | 18         | 44          |
| Occupational Medicine            | 10         | 3          |          |           |           |           |           | 2          | 15          |
| Ophthalmology                    | 13         | 7          |          | 1         | 2         | 1         | 2         | 9          | 35          |
| Orthopaedic Surgery              | 20         | 7          |          |           | 1         | 1         | 2         | 9          | 40          |
| Other Surgical Specialties       |            | 1          |          |           |           |           |           |            | 1           |
| Otolaryngology                   | 6          | 2          |          | 1         |           |           | 1         | 2          | 12          |
| Pathology                        | 3          | 2          |          |           |           |           |           | 1          | 6           |
| Pediatrics (General)             | 20         | 10         | 2        | 9         | 3         | 1         | 2         | 24         | 71          |
| Pediatrics Subspecialties        | 18         | 6          |          | 4         |           |           |           | 8          | 36          |
| Physical Med. & Rehabilitation   | 3          | 3          |          | 1         |           |           |           | 3          | 10          |
| Plastic Surgery                  | 1          |            |          |           |           |           |           | 2          | 3           |
| Preventive Med/Public Health     | 1          | 1          |          |           |           |           |           |            | 2           |
| Psychiatry                       | 8          | 6          |          | 2         | 1         |           |           | 10         | 27          |
| Pulmonology                      | 2          | 2          |          |           |           |           | 1         | 2          | 7           |
| Radiation Oncology               | 4          | 1          |          |           |           |           |           | 2          | 7           |
| Radiology                        | 11         | 2          |          | 4         | 1         | 7         | 3         | 14         | 42          |
| Rheumatology                     | 2          | 1          |          | 1         |           |           | 1         | 2          | 7           |
| Surgery (General)                | 15         | 4          |          | 4         | 4         | 2         | 3         | 10         | 42          |
| Thoracic and Cardiac Surgery     | 2          |            |          |           |           |           |           | 1          | 3           |
| Urology                          | 7          | 3          |          | 1         |           |           |           | 3          | 14          |
| Vascular Surgery                 | 3          | 1          |          | 1         |           |           |           | 2          | 7           |
| Other (e.g. Hospitalist, Admin.) | 14         | 2          | 1        |           | 1         |           | 1         | 8          | 27          |
| None or Unknown                  | 1          |            |          | 1         |           |           |           | 1          | 3           |
| <b>Total</b>                     | <b>379</b> | <b>182</b> | <b>9</b> | <b>86</b> | <b>42</b> | <b>44</b> | <b>60</b> | <b>316</b> | <b>1118</b> |

**Physician principal area of practice and counties with practice sites - Eastern Washington**



|                                  | Adams     | Asotin    | Columbia | Ferry    | Franklin  | Garfield | Lincoln   | Pend Oreille | Spokane     | Stevens   | Walla Walla | Whitman   | Total       |
|----------------------------------|-----------|-----------|----------|----------|-----------|----------|-----------|--------------|-------------|-----------|-------------|-----------|-------------|
| Adolescent Medicine              |           |           |          |          |           |          |           |              | 2           |           |             |           | 2           |
| Allergy and Immunology           |           | 1         |          |          |           |          |           |              | 1           |           |             |           | 2           |
| Anesthesiology                   |           | 2         |          |          | 5         |          |           |              | 65          | 2         | 8           |           | 82          |
| Cardiology                       |           | 2         |          | 1        |           |          | 1         | 1            | 39          | 2         | 5           | 1         | 52          |
| Child Psychiatry                 |           |           |          |          |           |          |           |              | 11          |           | 1           | 1         | 13          |
| Colon and Rectal Surgery         |           |           |          |          |           |          |           |              | 3           |           |             |           | 3           |
| Critical Care Medicine           |           |           |          |          |           |          |           |              | 12          | 2         |             |           | 14          |
| Dermatology                      |           | 3         |          |          |           |          |           |              | 27          |           | 7           |           | 37          |
| Emergency Medicine               | 2         | 5         | 4        | 1        | 6         |          | 6         | 4            | 73          | 8         | 14          | 7         | 130         |
| Endocrinology                    |           |           |          |          |           |          | 1         |              | 4           |           | 1           |           | 6           |
| Family Medicine/General Practice | 9         | 8         | 1        | 3        | 13        | 2        | 3         | 6            | 152         | 20        | 14          | 24        | 255         |
| Gastroenterology                 |           | 1         |          |          | 2         |          |           |              | 17          |           | 4           | 1         | 25          |
| Geriatric Medicine               |           |           |          |          | 1         |          |           |              |             |           |             |           | 1           |
| Gynecology Only                  |           |           |          |          |           |          |           |              | 5           |           |             |           | 5           |
| Infectious Diseases              |           |           |          |          | 1         | 1        |           |              | 5           |           | 1           |           | 8           |
| Internal Medicine (General)      |           | 9         | 1        | 1        | 9         |          |           |              | 160         | 6         | 31          | 7         | 224         |
| Nephrology                       |           | 1         |          |          | 2         |          |           |              | 15          | 1         | 1           |           | 20          |
| Neurological Surgery             |           |           |          |          |           |          |           |              | 6           |           | 2           |           | 8           |
| Neurology                        |           |           |          |          |           |          |           |              | 31          |           |             | 1         | 32          |
| Obstetrics and Gynecology        |           | 1         |          |          | 3         |          |           |              | 29          |           | 2           | 3         | 38          |
| Occupational Medicine            |           |           |          |          | 2         |          |           |              | 7           |           | 1           |           | 10          |
| Ophthalmology                    |           | 1         |          |          |           |          |           |              | 30          |           | 4           | 2         | 37          |
| Orthopaedic Surgery              |           |           |          |          |           |          | 1         |              | 56          | 1         | 4           | 4         | 66          |
| Other Surgical Specialties       |           |           |          |          |           |          |           |              | 6           |           |             |           | 6           |
| Otolaryngology                   |           |           |          |          |           |          |           |              | 14          |           | 2           |           | 16          |
| Pathology                        |           |           |          |          |           |          |           |              | 21          |           | 1           |           | 22          |
| Pediatrics (General)             | 1         | 1         |          |          | 7         |          |           |              | 65          |           | 3           | 5         | 82          |
| Pediatrics Subspecialties        |           |           |          |          |           |          |           |              | 54          |           |             |           | 54          |
| Physical Med. & Rehabilitation   |           |           |          |          |           |          |           |              | 17          |           | 4           |           | 21          |
| Plastic Surgery                  |           | 1         |          |          | 1         |          |           |              | 9           |           | 1           |           | 12          |
| Preventive Med/Public Health     |           |           |          |          |           |          |           |              |             |           |             |           |             |
| Psychiatry                       | 1         | 2         |          |          | 4         |          |           | 1            | 61          | 2         | 2           | 5         | 78          |
| Pulmonology                      |           | 1         |          |          |           |          |           |              | 8           |           | 1           |           | 10          |
| Radiation Oncology               |           |           |          |          |           |          |           |              | 15          |           | 3           |           | 18          |
| Radiology                        |           | 4         |          |          |           |          |           |              | 41          |           | 3           | 2         | 50          |
| Rheumatology                     |           |           |          |          | 1         |          |           |              | 6           |           |             |           | 7           |
| Surgery (General)                |           | 4         |          |          | 1         |          |           | 1            | 27          | 2         | 6           | 8         | 49          |
| Thoracic and Cardiac Surgery     |           |           |          |          |           |          |           |              | 7           |           |             |           | 7           |
| Urology                          |           | 3         |          |          | 1         |          |           |              | 10          |           | 2           | 2         | 18          |
| Vascular Surgery                 |           |           |          |          |           |          |           |              | 9           |           | 1           |           | 10          |
| Other (e.g. Hospitalist, Admin.) |           | 2         |          |          | 2         |          |           |              | 41          |           | 5           | 1         | 51          |
| None or Unknown                  |           |           |          |          |           |          |           |              | 2           |           |             |           | 2           |
| <b>Total</b>                     | <b>13</b> | <b>52</b> | <b>6</b> | <b>6</b> | <b>61</b> | <b>3</b> | <b>12</b> | <b>13</b>    | <b>1163</b> | <b>46</b> | <b>134</b>  | <b>74</b> | <b>1583</b> |

### III - SECONDARY CONTACTS

MDs who did not return a census form were emailed a reminder with a link to the census. Those without a valid email address were sent a hard copy. Secondary contacts are usually made approximately three to four weeks after license renewal.

#### Secondary contact returns as of 09-30-2023

| Month        | Contacts    | Returns to Date | Return Rate |
|--------------|-------------|-----------------|-------------|
| July         | 363         | 135             | 37%         |
| August       | 434         | 151             | 35%         |
| September    | 255         | 67              | 26%         |
| <b>Total</b> | <b>1052</b> | <b>353</b>      | <b>34%</b>  |