

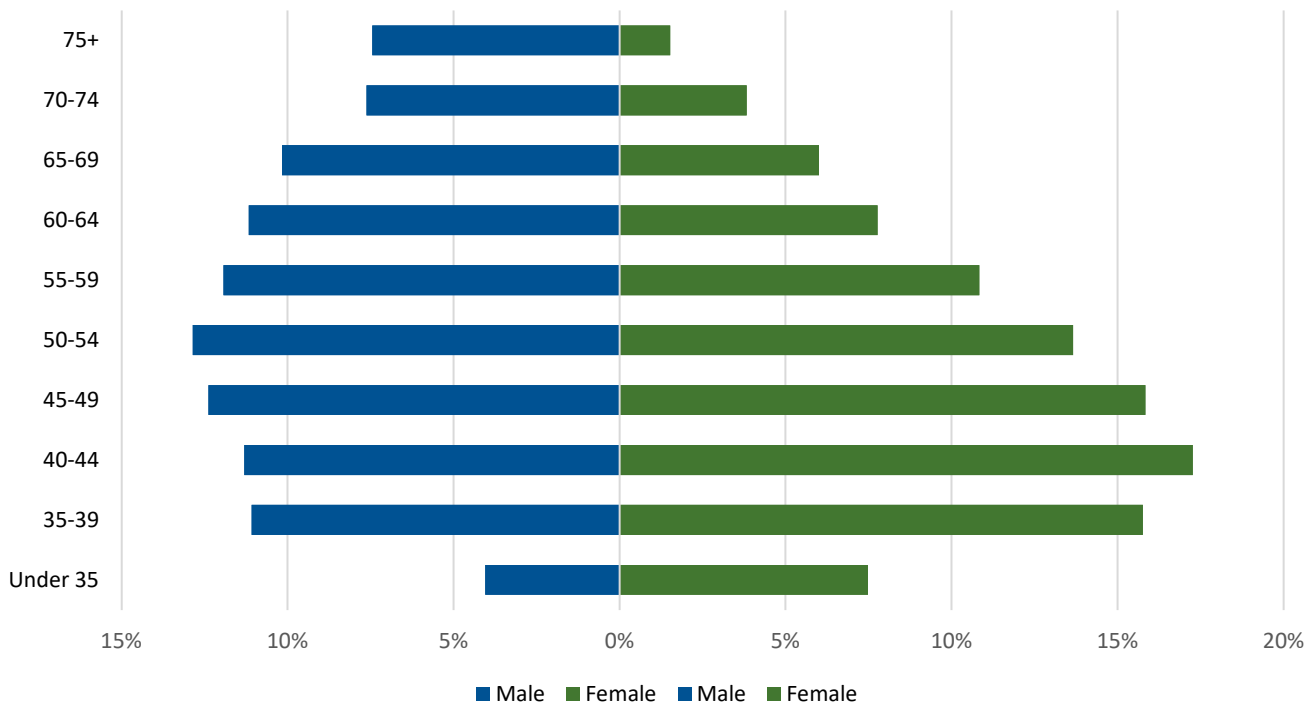
# Physician Demographic Census Aggregate Report

## I - PHYSICIAN INFORMATION

Census start date 1/1/2023  
 Census end date 12/31/2024  
 Created on 1/13/2025  
 Total Returns 25,687

Sex	Total		Active		Retired	
Male	15,128	59%	13,494	53%	1,634	6%
Female	10,482	41%	9,745	38%	737	3%
	25,610	100%	23,239	90%	2,371	9%

### Practitioners by sex and age:



**6. How would you classify your race/ethnicity?\***

	<u>Total</u>		<u>Active</u>		<u>Retired</u>	
White	16,064	62.5%	14,114	61%	1,950	82%
Black/African American	748	2.9%	714	3%	34	1%
American Indian/Alaskan Native	163	0.6%	151	1%	12	1%
Asian	5,794	22.6%	5,565	24%	229	10%
Native Hawaiian/other Pacific Islander	106	0.4%	101	0%	5	0%
Hispanic	911	3.5%	876	4%	35	1%
Other	597	2.3%	584	3%	13	1%
Prefer not to answer	2,268	8.8%	2,134	9%	134	6%

**7. Do you have a DEA number?**

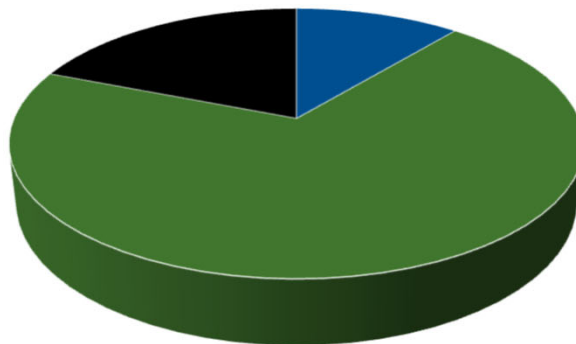
	<u>Total</u>		<u>Active</u>		<u>Retired</u>	
Yes	23,222	90%	21,734	94%	1,488	63%
No	2,465	10%	1,581	7%	884	37%

**8. Do you currently reside in Washington State?**

	<u>Total</u>		<u>Active</u>		<u>Retired</u>	
Yes	17,541	68%	15,606	67%	1,935	82%
No	8,146	32%	7,709	33%	437	18%

**13. Where did you obtain your Medical Degree?**

Washington State	2,846	11%
Other US State/Territory	17,946	70%
Foreign Country	4,895	19%
Unknown	0	0%



■ Washington State ■ Other US State/Territory ■ Foreign Country

\*Physicians may select multiple options

#### 14. Are you ABMS Board Certified?

	<u>Total</u>		<u>Active</u>		<u>Retired</u>	
No	3,150	12%	2,710	12%	440	19%
Yes	22,537	88%	20,605	89%	1,932	81%

#### What are your ABMS Board Certifications\*

##### General Medicine

Allergy and Immunology	98
Anesthesiology	1,365
Dermatology	370
Emergency Medicine	1,364
Family Medicine	3,488
Internal Medicine	5,055
Pediatrics	1,899
Physical Medicine and Rehab.	288

##### Pathology

Pathology - Anatomic	78
Pathology - Clinical	45
Pathology-Anatomic/Clinical	453

##### Preventive Medicine

Aerospace Medicine	20
Occupational Medicine	134
Public Health & Gen. Prev. Med.	142

##### Radiology

Diagnostic Medical Physics	0
Diagnostic Radiology	1,377
Interventional Radiology	141
Medical Physics	0
Nuclear Medical Physics	0
Nuclear Medicine	68
Radiation Oncology	178
Therapeutic Medical Physics	0

##### Medical Genetics

Clinical Biochemical Genetics	7
Clinical Cytogenetics	2
Clinical Genetics	56
Clinical Molecular Genetics	6
Lab. Genetics and Genomics	0

##### Surgical

Colon and Rectal Surgery	42
Neurological Surgery	149
Obstetrics and Gynecology	913
Ophthalmology	414
Orthopaedic Surgery	620
Otolaryngology	263
Plastic Surgery	129
Surgery	738
Thoracic and Cardiac Surgery	110
Urology	235
Vascular Surgery	119

##### General Medicine

13,927

##### Radiology

1,764

##### Surgical

3,732

##### Psychiatry and Neurology

1,964

##### Pathology

576

##### Preventive Medicine

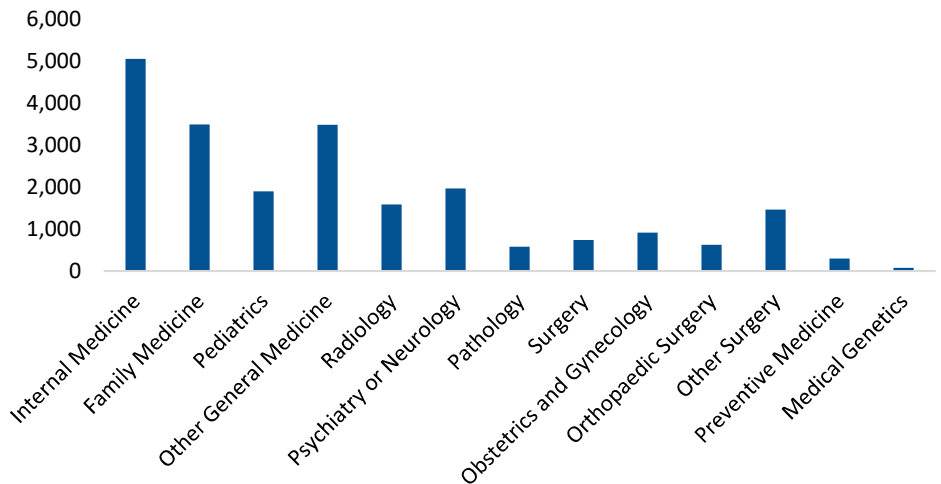
296

##### Medical Genetics

71

##### Psychiatry and Neurology

Neurology	644
Neurology/Child Neurology	54
Psychiatry	1,266



\*Physicians may select multiple options

**15. Have you retired from clinical practice?**

No	23,315	91%
Yes	2,372	9%

**Questions 16 - 31 are only answered by physicians who have not retired**

**16. Do you plan on retiring from clinical practice in the next 12 months?**

No	22,591	97%
Yes	725	3%

**17. Upon retirement from clinical practice, will you convert your license to "retired active"**

No	243	34%
Yes	476	66%

**II - PRACTICE INFORMATION**

**18. Do you currently practice in Washington?**

Yes	17,438	75%
No	5,877	25%

**19. At how many locations do you provide patient care?**

0 or unknown	2,257	10%
1	13,721	59%
2	4,437	19%
3 or more	2,900	12%

**20. Approximately, how much time do you spend at each site in a given month?**

	Site 1	Site 2	Site 3
Over 250 hours	2%	0%	0%
200 - 250 hours	7%	0%	0%
100 - 200 hours	48%	8%	3%
Under 100 hours	44%	92%	97%
Total	100%	100%	100%

<b>Counties</b>	<b>Site 1</b>	<b>Avg Hrs/Mo</b>	<b>Site 2</b>	<b>Avg Hrs/Mo</b>	<b>Site 3</b>	<b>Avg Hrs/Mo</b>	<b>Total MDs in County</b>
<b>Northwest Washington</b>							
Island	59	106	18	31	10	13	78
King	7,237	112	2,462	38	828	27	7,837
Pierce	1,735	120	633	40	277	25	1,994
San Juan	35	57	7	14	5	22	48
Skagit	231	110	89	38	43	21	326
Snohomish	1,059	115	381	38	163	31	1,389
Whatcom	405	113	132	37	41	26	467
<i>Total</i>	10,761	113	3,722	38	1,367	27	12,139
<b>Southwest Washington</b>							
Clallam	127	116	30	57	5	17	146
Clark	1,235	82	367	36	120	23	1,396
Cowlitz	153	105	65	27	15	18	227
Grays Harbor	62	112	22	42	6	38	84
Jefferson	45	105	14	28	3	23	55
Kitsap	377	118	85	34	28	26	429
Lewis	70	100	42	39	18	23	125
Mason	28	124	9	32	4	32	43
Pacific	17	73	5	30	3	42	26
Skamania	1	64	5	18	0	0	6
Thurston	498	115	176	46	58	27	601
Wahkiakum	0	0	1	20	0	0	1
<i>Total</i>	2,613	98	821	38	260	24	3,139
<b>Central Washington</b>							
Benton	301	131	75	38	29	16	354
Chelan	198	117	58	52	9	22	226
Douglas	13	136	1	8	1	20	15
Grant	67	126	29	38	4	20	94
Kittitas	29	102	20	37	4	37	47
Klickitat	40	74	7	51	1	48	48
Okanogan	50	119	30	41	12	13	74
Yakima	240	111	83	46	14	37	290
<i>Total</i>	938	119	303	43	74	22	1,148
<b>Eastern Washington</b>							
Adams	5	158	3	43	2	6	8
Asotin	36	96	4	16	6	16	47
Columbia	5	156	4	106	0	0	8
Ferry	8	135	0	0	0	0	9
Franklin	46	127	8	46	3	18	60
Garfield	2	150	0	0	0	0	2
Lincoln	7	115	4	17	2	12	14
Pend Oreille	11	135	2	24	2	37	14
Spokane	1,102	115	382	41	130	29	1,168
Stevens	34	101	16	44	3	8	51
Walla Walla	115	123	33	35	5	30	128
Whitman	50	107	15	35	3	9	61
<i>Total</i>	1,421	116	471	40	156	27	1,570
<b>Grand Total</b>	<b>15,733</b>	<b>111</b>	<b>5,317</b>	<b>39</b>	<b>1,857</b>	<b>26</b>	<b>17,996</b>

**21. Please indicate your current area of practice and area of residency accredited by ACGME you have received\***

Area of Practice	Principal Practice	Principal Percentage	Secondary Practice	Secondary Percentage	ACGME Residency	ACGME Percentage
Adolescent Medicine	31	0%	65	0%	57	0%
Allergy and Immunology	81	0%	35	0%	87	0%
Anesthesiology	1,320	6%	122	1%	1,347	5%
Cardiology	589	2%	150	1%	604	2%
Child Psychiatry	188	1%	130	1%	283	1%
Colon and Rectal Surgery	37	0%	16	0%	42	0%
Critical Care Medicine	314	1%	317	1%	555	2%
Dermatology	365	2%	55	0%	354	1%
Emergency Medicine	1,491	6%	210	1%	1,351	5%
Endocrinology	176	1%	40	0%	169	1%
Family Medicine	3,309	14%	401	2%	3,349	13%
Gastroenterology	350	1%	71	0%	351	1%
Geriatric Medicine	107	0%	228	1%	188	1%
Gynecology Only	122	1%	51	0%	75	0%
Infectious Diseases	256	1%	95	0%	304	1%
Internal Medicine	3,209	13%	1,419	6%	4,746	18%
Nephrology	227	1%	80	0%	265	1%
Neurological Surgery	173	1%	33	0%	162	1%
Neurology	670	3%	111	0%	674	3%
Obstetrics and Gynecology	811	3%	220	1%	928	4%
Occupational Medicine	160	1%	61	0%	115	0%
Ophthalmology	408	2%	43	0%	388	2%
Orthopaedic Surgery	630	3%	86	0%	614	2%
Other Surgical Specialties	105	0%	88	0%	143	1%
Otolaryngology	234	1%	24	0%	234	1%
Pathology	557	2%	131	1%	574	2%
Pediatrics	1,212	5%	438	2%	1,745	7%
Pediatrics Subspecialties	746	3%	364	2%	839	3%
Physical Medicine and Rehab.	281	1%	38	0%	285	1%
Plastic Surgery	152	1%	50	0%	159	1%
Preventive Medicine/Public Health	84	0%	144	1%	115	0%
Psychiatry	1,278	5%	230	1%	1,333	5%
Pulmonology	257	1%	137	1%	359	1%
Radiation Oncology	178	1%	26	0%	172	1%
Radiology	1,604	7%	298	1%	1,558	6%
Rheumatology	121	1%	33	0%	128	0%
Surgery	574	2%	191	1%	761	3%
Thoracic and Cardiac Surgery	108	0%	17	0%	111	0%
Urology	238	1%	32	0%	242	1%
Vascular Surgery	120	1%	19	0%	121	0%
Other (e.g. Hospitalist)	913	4%	1,350	6%	302	1%
None	169	1%	15,992	68%	1,060	4%
<b>Total</b>	<b>23,955</b>		<b>23,641</b>		<b>27,249</b>	

\*Some Physicians selected multiple fields

**22. For patient related activities, indicate your practice arrangement and size of group\***

Single Specialty Group	5,636	24%
Multi-Specialty Group	5,024	22%
Solo Practitioner	1,754	8%
Employee of a Hospital or Clinic	9,225	40%
State or Federal Employer	2,404	10%
Other	1,886	8%

Group size	Single	Single %	Multi	Multi %
501 +	51	1%	1,042	21%
101 - 500	596	11%	1,209	24%
51 - 100	596	11%	443	9%
21 - 50	1,035	18%	517	10%
1 - 20	2,709	48%	800	16%
Unknown	649	12%	1,013	20%
Total	5,636	100%	5,024	100%

**23. Is your primary clinical practice:**

Office based	11,468	49%
Hospital based	9,306	40%
Neither	2,541	11%

**24. How many Physician Assistants do you sponsor?**

0	19,042	82%
1	1,899	8%
2	941	4%
3 or more	1,433	6%

**25. Do you have hospital clinical privileges in Washington State?**

All active licensees

Yes	12,935	55%
No	10,379	45%
Total	23,314	100%

Practices in Washington

Yes	12,211	70%
No	5,227	30%
Total	17,438	100%

Doesn't practice in Washington

Yes	724	12%
No	5,152	88%
Total	5,876	100%

*\*Physicians may select multiple options*

**26. Are interpretation services offered at your practice?**

No	4,246	18%
Yes	19,068	82%

**If yes, what languages are offered for interpretation?**

English	12,294	64%
Korean	12,293	64%
French	12,143	64%
Spanish	14,270	75%
Russian	12,605	66%
Mandarin Chinese	12,423	65%
Other	2,099	11%
Do not know	4,087	21%

**27. Do you speak any languages other than English well enough to communicate with your patients?**

Korean	297	1%
French	686	3%
Spanish	3,413	15%
Russian	238	1%
Mandarin Chinese	846	4%
Other	3,435	15%

**28-30. Are you currently accepting patients covered by Medicare, Medicaid, Tricare?  
Percentage of your patient population that currently uses this insurance**

	Medicare				Medicaid				Tricare			
	Yes	No	Don't know	Total	Yes	No	Don't know	Total	Yes	No	Don't know	Total
<b>Accepting</b>	<b>55%</b>	<b>15%</b>	<b>30%</b>	<b>100%</b>	<b>50%</b>	<b>17%</b>	<b>33%</b>	<b>100%</b>	<b>39%</b>	<b>16%</b>	<b>45%</b>	<b>100%</b>
<i>% of pts.</i>												
67 - 100%	6%	3%	2%	4%	5%	1%	1%	3%	3%	0%	0%	1%
34 - 66%	23%	7%	6%	15%	12%	2%	3%	7%	1%	0%	1%	1%
1 - 33%	33%	13%	9%	23%	44%	19%	13%	30%	55%	12%	10%	28%
0 or unk	38%	78%	83%	58%	39%	78%	83%	60%	41%	88%	89%	70%
<b>Total</b>	<b>100%</b>	<b>100%</b>	<b>100%</b>	<b>100%</b>	<b>100%</b>	<b>100%</b>	<b>100%</b>	<b>100%</b>	<b>100%</b>	<b>100%</b>	<b>100%</b>	<b>100%</b>

**All questions past this point are answered by all licensees**



**31. In the past 12 months, how many weeks did you work or volunteer in a clinical setting?**

	<u>Total</u>			<u>Active</u>			<u>Retired</u>	
48 - 52 weeks	10,894	42%		10,713	46%		181	8%
40 - 47 weeks	5,924	23%		5,816	25%		108	5%
31 - 39 weeks	611	2%		577	2%		34	1%
1 - 30 weeks	3,472	14%		2,780	12%		692	29%
0 or unknown	4,786	19%		3,429	15%		1,357	57%

**32. In a typical work week, indicate the average number of hours dedicated to the following professional activities**

	<u>Clinical</u>		<u>Research</u>		<u>Admin</u>		<u>Education</u>		<u>Volunteer</u>		<u>Other</u>		<u>Total</u>	
	Act	Ret	Act	Ret	Act	Ret	Act	Ret	Act	Ret	Act	Ret	Act	Ret
>40 hrs	24%	0%	0%	1%	1%	2%	0%	0%	0%	0%	0%	1%	52%	9%
31-40 hrs	36%	0%	1%	1%	2%	3%	1%	0%	0%	1%	1%	3%	31%	9%
30 or less	33%	1%	18%	13%	56%	21%	39%	19%	6%	17%	5%	21%	14%	44%
0 or unk	7%	99%	81%	85%	41%	74%	60%	81%	94%	82%	93%	74%	3%	39%
Total	100%	100%	100%	100%	100%	100%	100%	100%	100%	100%	100%	100%	100%	100%

**33. Do you provide telehealth/telemedicine services?**

	<u>Total</u>			<u>Active</u>			<u>Retired</u>	
No	11,698	46%		9,545	41%		2,153	91%
Yes	13,989	54%		13,770	59%		219	9%

**If yes, how many hours per week do you practice telehealth/telemedicine?**

	<u>Total</u>			<u>Active</u>			<u>Retired</u>	
Over 40 hrs	261	2%		260	2%		1	0%
31 - 40 hrs	988	7%		981	7%		7	3%
10 - 30 hrs	2,396	17%		2,373	17%		23	11%
Under 10 hrs	8,323	60%		8,185	59%		138	63%
0 or unknown	2,018	14%		1,969	14%		49	22%

**What percentage of your telehealth/telemedicine population is provided to patients in Washington?**

	<u>Total</u>			<u>Active</u>			<u>Retired</u>	
67 - 100%	7,229	52%		7,113	52%		116	53%
34 - 66%	444	3%		437	3%		7	3%
1 - 33%	2,419	17%		2,395	17%		24	11%
0 or unknown	3,898	28%		3,826	28%		72	33%

**34. Do you prescribe opioids for patients with chronic noncancer pain?**

	<u>Total</u>			<u>Active</u>			<u>Retired</u>		
No	20,084	78%	17,813	76%	2,271	96%			
Yes	5,603	22%	5,502	24%	101	4%			

**If yes, Please estimate the number of opioid patients in the last month**

	<u>Total</u>			<u>Active</u>			<u>Retired</u>		
Over 100	48	0%	47	1%	1	1%			
11 - 100	1,324	5%	1,317	24%	7	7%			
1 -10	3,093	12%	3,065	56%	28	28%			
0 or Unk	1,138	4%	1,073	20%	65	64%			

**35. Are you a certified pain management specialist?**

	<u>Total</u>			<u>Active</u>			<u>Retired</u>		
No	25,283	98%	22,925	98%	2,358	99%			
Yes	403	2%	389	2%	14	1%			

**Under what section of WAC 246-919-945 are you qualified as a pain management specialist\***

	<u>Total</u>			<u>Active</u>			<u>Retired</u>		
A	261	65%	252	65%	9	64%			
B	81	20%	78	20%	3	21%			
D	19	5%	19	5%	0	0%			
E	46	11%	45	12%	1	7%			
I do not Qualify	89	22%	84	22%	5	36%			

**36. Do you have colleague(s) to whom you can refer pain patients?**

	<u>Total</u>			<u>Active</u>			<u>Retired</u>		
No, I can treat w/o referrals	934	4%	875	4%	59	2%			
No colleagues to refer	7,800	30%	6,656	29%	1,144	48%			
Yes	13,980	54%	13,316	57%	664	28%			
No answer / Do not see pain pts**	2,973	12%	2,468	11%	505	21%			

**If yes, How many colleagues are available?**

	<u>Total</u>			<u>Active</u>			<u>Retired</u>		
Unknown	4,708	34%	4,591	34%	117	18%			
1	1,895	14%	1,766	13%	129	19%			
2	2,335	17%	2,175	16%	160	24%			
3	1,420	10%	1,349	10%	71	11%			
4+	3,622	26%	3,435	26%	187	28%			

**37. Do you treat patients through nontraditional therapies?**

	<u>Total</u>			<u>Active</u>			<u>Retired</u>		
No	24,655	96%	22,320	96%	2,335	98%			
Yes	1,032	4%	995	4%	37	2%			

**Have you completed this census on behalf of another person?**

	<u>Total</u>			<u>Active</u>			<u>Retired</u>		
Yes	737	3%	722	3%	15	1%			
No	24,950	97%	22,593	97%	2,357	99%			

\*Physician may select more than one option. Section E was added effective 1/1/19

\*\*This option was added to the census in June 2024

**Physician principal area of practice and counties with practice sites - Northwest Washington**


	Island	King	Pierce	San Juan	Skagit	Snohomish	Whatcom	Total
Adolescent Medicine	1	19	3		1	1		<b>25</b>
Allergy and Immunology		32	7			10	2	<b>51</b>
Anesthesiology		472	159		34	70	46	<b>781</b>
Cardiology	2	203	49	1	8	33	10	<b>306</b>
Child Psychiatry		74	13	1	1	9	3	<b>101</b>
Colon and Rectal Surgery		14	3			4		<b>21</b>
Critical Care Medicine		136	33		8	7	4	<b>188</b>
Dermatology	2	125	17		8	23	13	<b>188</b>
Emergency Medicine	9	407	164	11	18	108	19	<b>736</b>
Endocrinology		70	8			8	4	<b>90</b>
Family Medicine/General Practice	13	907	246	9	46	211	80	<b>1512</b>
Gastroenterology		129	30		4	18	13	<b>194</b>
Geriatric Medicine		46	7			3	5	<b>61</b>
Gynecology Only		49	10			5		<b>64</b>
Infectious Diseases		121	21		4	12	4	<b>162</b>
Internal Medicine (General)	15	1025	273	3	38	196	44	<b>1594</b>
Nephrology	1	76	17		5	8	2	<b>109</b>
Neurological Surgery		61	10			11	2	<b>84</b>
Neurology		223	35		1	36	8	<b>303</b>
Obstetrics and Gynecology	4	258	79	1	18	45	12	<b>417</b>
Occupational Medicine		29	10		5	13	4	<b>61</b>
Ophthalmology	1	150	42		4	31	10	<b>238</b>
Orthopaedic Surgery	3	166	54		13	35	8	<b>279</b>
Other Surgical Specialties		36	16		1	8	2	<b>63</b>
Otolaryngology	1	91	30		6	16	7	<b>151</b>
Pathology		192	18			19	7	<b>236</b>
Pediatrics (General)	4	421	120	3	20	90	26	<b>684</b>
Pediatrics Subspecialties		423	79		1	41	4	<b>548</b>
Physical Med. & Rehabilitation		123	27		3	28	2	<b>183</b>
Plastic Surgery		68	16		1	6	3	<b>94</b>
Preventive Med/Public Health	1	16	2			2	2	<b>23</b>
Psychiatry	5	447	85	1	6	42	24	<b>610</b>
Pulmonology		118	25		3	11	6	<b>163</b>
Radiation Oncology		49	14		4	6	7	<b>80</b>
Radiology	4	308	105	15	33	104	40	<b>609</b>
Rheumatology		55	5		2	8	1	<b>71</b>
Surgery (General)	3	168	54	1	6	31	13	<b>276</b>
Thoracic and Cardiac Surgery		25	15			4	4	<b>48</b>
Urology		83	24		5	10	6	<b>128</b>
Vascular Surgery		38	10			4	3	<b>55</b>
Other (e.g. Hospitalist, Admin.)	8	348	52	1	19	54	16	<b>498</b>
None or Unknown	1	36	7	1		8	1	<b>54</b>
<b>Total</b>	<b>78</b>	<b>7837</b>	<b>1994</b>	<b>48</b>	<b>326</b>	<b>1389</b>	<b>467</b>	<b>12139</b>

**Physician principal area of practice and counties with practice sites - Southwest Washington**



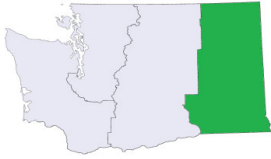
	Clallam	Clark	Cowlitz	Grays Harbor	Jefferson	Kitsap	Lewis	Mason	Pacific	Skamania	Thurston	Wahkiakum	Total
Adolescent Medicine													
Allergy and Immunology		7	1			2					2		12
Anesthesiology	10	83	7	4		13	3				42		162
Cardiology	3	49	4	2	2	11	3	1	1		24		100
Child Psychiatry		5	2		1	3	5		2		2	1	21
Colon and Rectal Surgery		5											5
Critical Care Medicine		25	3	1		3	1				6		39
Dermatology	2	20	3		1	7					3		36
Emergency Medicine	18	73	21	8	8	34	14	8	12		34		230
Endocrinology		11				4					3		18
Family Medicine/General Practice	41	173	40	15	12	82	21	12	3	5	100		504
Gastroenterology	1	23	6	1		5					9		45
Geriatric Medicine		7	1	1		1							10
Gynecology Only		12									1		13
Infectious Diseases		10	3			2	1	1			4		21
Internal Medicine (General)	22	188	41	17	12	76	23	5	1		88		473
Nephrology		22	2	1		5	1				11		42
Neurological Surgery		11				1		1			5		18
Neurology	1	59	3	2		2	2				15		84
Obstetrics and Gynecology	2	90	7	1	1	13	4	3			23		144
Occupational Medicine		8	1			7					2		18
Ophthalmology	2	35	8	2	2	24	6				20		99
Orthopaedic Surgery	6	37	3	2	2	16	3	2			20		91
Other Surgical Specialties		4	1			3					2		10
Otolaryngology		21	5			3					5		34
Pathology	1	25	3			3	6		1		6		45
Pediatrics (General)	5	86	13	7	1	15	8	2			33		170
Pediatrics Subspecialties		42	2			2					14		60
Physical Med. & Rehabilitation		11	1	1		4	2				6		25
Plastic Surgery		8	1		1		1				2		13
Preventive Med/Public Health	1	3				1	1				2		8
Psychiatry	7	47	4	2	3	15	2	2		1	16		99
Pulmonology	1	26	2			6					3		38
Radiation Oncology	3	12	1	4	1	4	4				9		38
Radiology	4	44	17	7	1	20	7	1	3		23		127
Rheumatology	1	6	2			3					2		14
Surgery (General)	4	37	12	2	1	10	3	3	1		10		83
Thoracic and Cardiac Surgery		3				7					4		14
Urology	4	14	3	1		3	1				13		39
Vascular Surgery	3	6				5					6		20
Other (e.g. Hospitalist, Admin.)	4	45	3	2	6	13	3	1	2		24		103
None or Unknown		3	1	1		1		1			7		14
<b>Total</b>	<b>146</b>	<b>1396</b>	<b>227</b>	<b>84</b>	<b>55</b>	<b>429</b>	<b>125</b>	<b>43</b>	<b>26</b>	<b>6</b>	<b>601</b>	<b>1</b>	<b>3139</b>

**Physician principal area of practice and counties with practice sites - Central Washington**



	Benton	Chelan	Douglas	Grant	Kittitas	Klickitat	Okanogan	Yakima	Total
Adolescent Medicine									
Allergy and Immunology	1	1		1					3
Anesthesiology	13	16		3				9	41
Cardiology	15	10		4		2	2	10	43
Child Psychiatry	1	1						3	5
Colon and Rectal Surgery	1								1
Critical Care Medicine	6	3						7	16
Dermatology	3	4		1			2	1	11
Emergency Medicine	26	30		8	13	12	16	27	132
Endocrinology	4	2		1			1	3	11
Family Medicine/General Practice	30	26	9	29	9	13	24	50	190
Gastroenterology	9	8		1		1	4	6	29
Geriatric Medicine	3	1							4
Gynecology Only							1	1	2
Infectious Diseases	7	2						2	11
Internal Medicine (General)	52	24	1	9	5	2	4	35	132
Nephrology	6	2	1				1	3	13
Neurological Surgery	4							1	5
Neurology	5	7		1	1		1	6	21
Obstetrics and Gynecology	11	7		5	1		2	17	43
Occupational Medicine	6	2						5	13
Ophthalmology	14	7		1	3	2	3	6	36
Orthopaedic Surgery	19	10		1			2	7	39
Other Surgical Specialties		1							1
Otolaryngology	5	2		1	1		1	2	12
Pathology	3	2						1	6
Pediatrics (General)	17	11	3	8	1	2	1	23	66
Pediatrics Subspecialties	18	5		1	1			12	37
Physical Med. & Rehabilitation	2	5						3	10
Plastic Surgery	1				1			1	3
Preventive Med/Public Health	3				1	2			6
Psychiatry	5	5		1				8	19
Pulmonology	4	2					1	5	12
Radiation Oncology	5							2	7
Radiology	8	8		5	4	7	2	9	43
Rheumatology	2	2		2			1	2	9
Surgery (General)	14	6		3	2	4	2	8	39
Thoracic and Cardiac Surgery	3							1	4
Urology	6	4		2			1	3	16
Vascular Surgery	1	2		1				1	5
Other (e.g. Hospitalist, Admin.)	20	7	1	3	3	1	2	7	44
None or Unknown	1	1		2	1			3	8
<b>Total</b>	<b>354</b>	<b>226</b>	<b>15</b>	<b>94</b>	<b>47</b>	<b>48</b>	<b>74</b>	<b>290</b>	<b>1148</b>

**Physician principal area of practice and counties with practice sites - Eastern Washington**



	Adams	Asotin	Columbia	Ferry	Franklin	Garfield	Lincoln	Pend Oreille	Spokane	Stevens	Walla Walla	Whitman	Total
Adolescent Medicine					1				2				3
Allergy and Immunology		1							2				3
Anesthesiology		4			5				69	2	8		88
Cardiology		1						1	38	2	5	1	48
Child Psychiatry					1				11				12
Colon and Rectal Surgery									2				2
Critical Care Medicine									14	1			15
Dermatology		3							25		6		34
Emergency Medicine		6	5	3	5		7	4	58	11	11	11	121
Endocrinology							1		9		1		11
Family Medicine/General Practice	7	4	2	5	13	1	4	7	158	19	13	20	253
Gastroenterology					2				15		4	1	22
Geriatric Medicine		1							3				4
Gynecology Only		1							7				8
Infectious Diseases					1	1			6		1		9
Internal Medicine (General)		6	1	1	10		1		153	7	31	6	216
Nephrology		2			1				16		2		21
Neurological Surgery									8				8
Neurology									32		1	1	34
Obstetrics and Gynecology		2			2				32	1	3	3	43
Occupational Medicine					2				8		1		11
Ophthalmology		1							29		4		34
Orthopaedic Surgery		1							45	1	4	3	54
Other Surgical Specialties									7				7
Otolaryngology									14		3		17
Pathology									25				25
Pediatrics (General)	1	4			5				64		4	4	82
Pediatrics Subspecialties		1							52	1			54
Physical Med. & Rehabilitation					1				18		3		22
Plastic Surgery					1				10		1		12
Preventive Med/Public Health									3				3
Psychiatry		2			3				58	3	2	1	69
Pulmonology		1							8		2		11
Radiation Oncology									14		2		16
Radiology		2							47		2	2	53
Rheumatology					2				4				6
Surgery (General)		1			2		1	2	25	2	6	5	44
Thoracic and Cardiac Surgery									6				6
Urology		2			1				10		2	1	16
Vascular Surgery									6		1		7
Other (e.g. Hospitalist, Admin.)		1			2				48	1	5	2	59
None or Unknown									7				7
<b>Total</b>	<b>8</b>	<b>47</b>	<b>8</b>	<b>9</b>	<b>60</b>	<b>2</b>	<b>14</b>	<b>14</b>	<b>1168</b>	<b>51</b>	<b>128</b>	<b>61</b>	<b>1570</b>

### III - SECONDARY CONTACTS

MDs who did not return a census form were emailed a reminder with a link to the census. Those without a valid email address were sent a hard copy. Secondary contacts are usually made approximately three to four weeks after license renewal.

#### Secondary contact returns as of 12-31-2024

Month	Contacts	Returns to Date	Return Rate
October	291	109	37%
November	462	145	31%
December	236	91	39%
<b>Total</b>	<b>989</b>	<b>345</b>	<b>35%</b>