

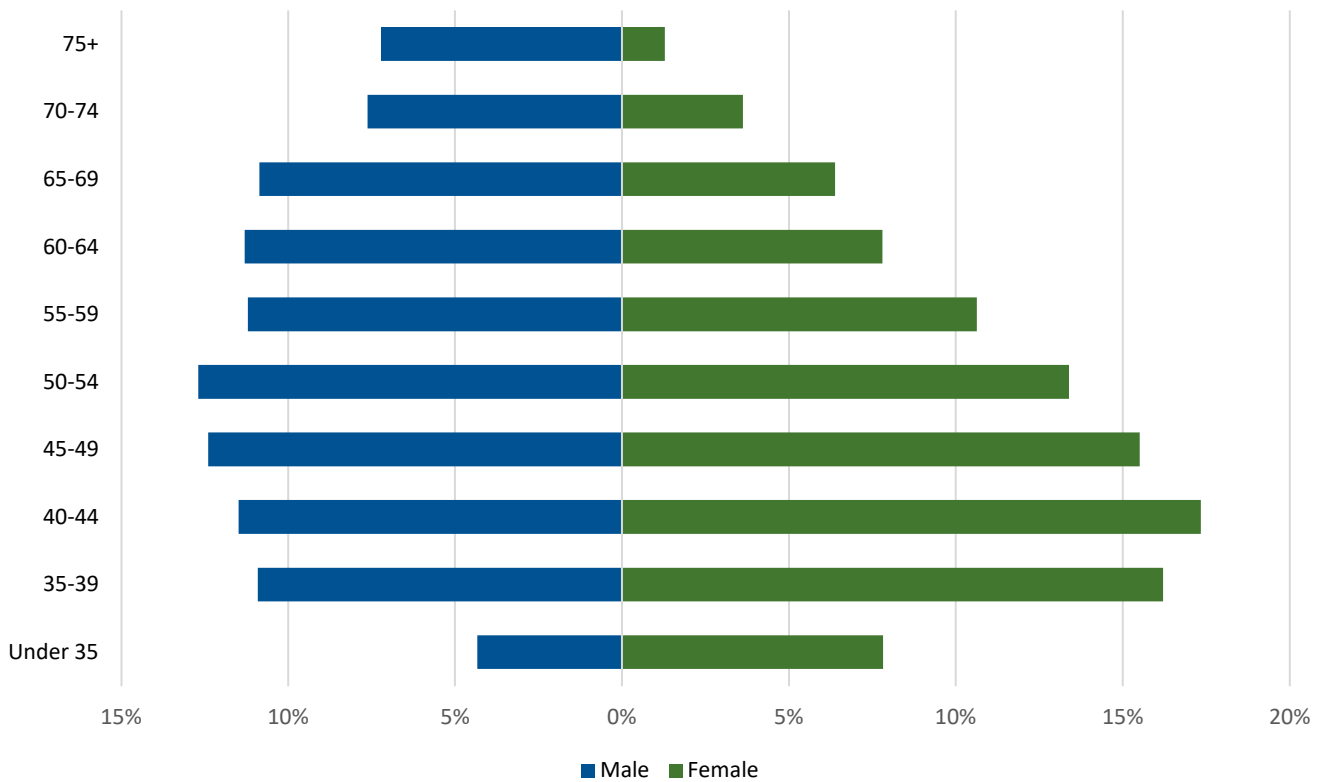
Physician Demographic Census Aggregate Report

I - PHYSICIAN INFORMATION

Census start date 1/1/2022
 Census end date 12/31/2023
 Created on 1/2/2024
 Total Returns 24,872

Sex	Total		Active		Retired	
Male	14,801	60%	13,095	53%	1,706	7%
Female	10,009	40%	9,283	37%	726	3%
	24,810	100%	22,378	90%	2,432	10%

Practitioners by sex and age:



6. How would you classify your race/ethnicity?*

	<u>Total</u>		<u>Active</u>		<u>Retired</u>	
White	15,709	63.2%	13,719	61%	1,990	82%
Black/African American	697	2.8%	660	3%	37	2%
American Indian/Alaskan Native	169	0.7%	157	1%	12	0%
Asian	5,405	21.7%	5,174	23%	231	9%
Native Hawaiian/other Pacific Islander	102	0.4%	99	0%	3	0%
Hispanic	856	3.4%	817	4%	39	2%
Other	628	2.5%	614	3%	14	1%
Prefer not to answer	2,199	8.8%	2,054	9%	145	6%

7. Do you have a DEA number?

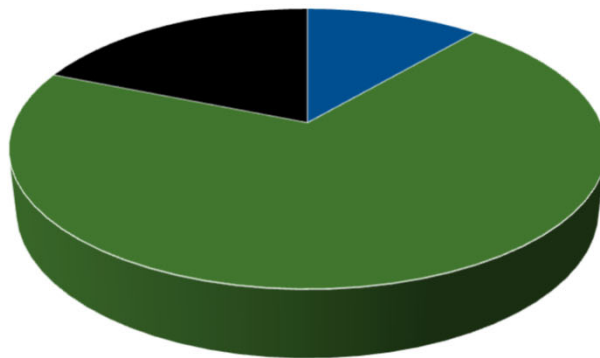
	<u>Total</u>		<u>Active</u>		<u>Retired</u>	
Yes	22,481	90%	20,975	94%	1,506	62%
No	2,391	10%	1,464	7%	927	38%

8. Do you currently reside in Washington State?

	<u>Total</u>		<u>Active</u>		<u>Retired</u>	
Yes	17,231	69%	15,226	68%	2,005	82%
No	7,641	31%	7,213	32%	428	18%

13. Where did you obtain your Medical Degree?

Washington State	2,800	11%
Other US State/Territory	17,385	70%
Foreign Country	4,684	19%
Unknown	3	0%



■ Washington State ■ Other US State/Territory ■ Foreign Country

*Physicians may select multiple options

14. Are you ABMS Board Certified?

	<u>Total</u>		<u>Active</u>		<u>Retired</u>	
No	3,403	14%	2,918	13%	485	20%
Yes	21,469	86%	19,521	87%	1,948	80%

What are your ABMS Board Certifications*

General Medicine

Allergy and Immunology	81
Anesthesiology	1,304
Dermatology	344
Emergency Medicine	1,300
Family Medicine	3,344
Internal Medicine	4,695
Pediatrics	1,768
Physical Medicine and Rehab.	276

Pathology

Pathology - Anatomic	69
Pathology - Clinical	42
Pathology-Anatomic/Clinical	446

Preventive Medicine

Aerospace Medicine	15
Occupational Medicine	128
Public Health & Gen. Prev. Med.	141

Radiology

Diagnostic Medical Physics	0
Diagnostic Radiology	1,318
Interventional Radiology	93
Medical Physics	0
Nuclear Medical Physics	0
Nuclear Medicine	52
Radiation Oncology	180
Therapeutic Medical Physics	0

Medical Genetics

Clinical Biochemical Genetics	8
Clinical Cytogenetics	3
Clinical Genetics	51
Clinical Molecular Genetics	5
Lab. Genetics and Genomics	1

Surgical

Colon and Rectal Surgery	47
Neurological Surgery	142
Obstetrics and Gynecology	865
Ophthalmology	387
Orthopaedic Surgery	614
Otolaryngology	250
Plastic Surgery	130
Surgery	717
Thoracic and Cardiac Surgery	90
Urology	228
Vascular Surgery	108

General Medicine

Radiology

Surgical

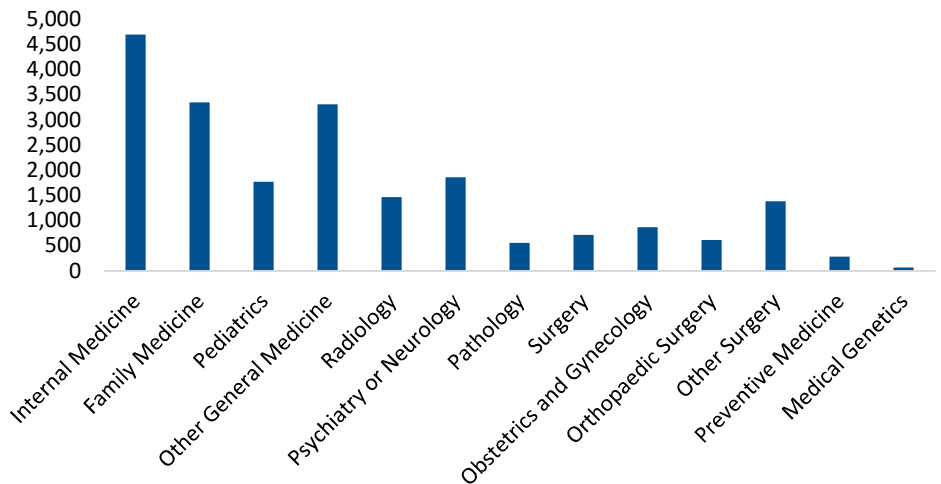
Psychiatry and Neurology

Pathology

Preventive Medicine

Medical Genetics

General Medicine	13,112
Radiology	1,643
Surgical	3,578
Psychiatry and Neurology	1,861
Pathology	557
Preventive Medicine	284
Medical Genetics	68



Psychiatry and Neurology

Neurology	579
Neurology/Child Neurology	53
Psychiatry	1,229

*Physicians may select multiple options

15. Have you retired from clinical practice?

No	22,439	90%
Yes	2,433	10%

Questions 16 - 31 are only answered by physicians who have not retired

16. Do you plan on retiring from clinical practice in the next 12 months?

No	21,597	97%
Yes	842	4%

17. Upon retirement from clinical practice, will you convert your license to "retired active"

No	296	35%
Yes	541	65%

II - PRACTICE INFORMATION

18. Do you currently practice in Washington?

Yes	16,773	75%
No	5,666	25%

19. At how many locations do you provide patient care?

0 or unknown	2,224	10%
1	13,251	59%
2	4,307	19%
3 or more	2,657	12%

20. Approximately, how much time do you spend at each site in a given month?

	Site 1	Site 2	Site 3
Over 250 hours	3%	0%	0%
200 - 250 hours	9%	0%	0%
100 - 200 hours	47%	8%	3%
Under 100 hours	42%	91%	96%
Total	100%	100%	100%

Counties	Site 1	Avg Hrs/Mo	Site 2	Avg Hrs/Mo	Site 3	Avg Hrs/Mo	Total MDs in County
Northwest Washington							
Island	56	99	18	27	8	25	76
King	7,320	118	2,538	41	899	28	7,860
Pierce	1,735	123	662	39	317	29	1,973
San Juan	30	63	7	11	6	15	43
Skagit	245	110	92	43	44	22	331
Snohomish	1,057	123	387	41	164	29	1,366
Whatcom	363	114	136	36	43	31	414
<i>Total</i>	10,806	119	3,840	41	1,481	28	12,063
Southwest Washington							
Clallam	133	123	33	58	8	38	152
Clark	1,271	81	397	39	136	23	1,434
Cowlitz	156	100	70	28	10	13	225
Grays Harbor	57	107	21	55	6	24	79
Jefferson	45	120	11	31	3	18	54
Kitsap	399	127	93	48	29	28	454
Lewis	81	111	41	46	17	21	129
Mason	30	159	8	37	7	31	45
Pacific	19	93	5	56	5	34	29
Skamania	0	0	5	22	1	64	6
Thurston	500	120	180	48	67	31	607
Wahkiakum	0	0	1	20	0	0	1
<i>Total</i>	2,691	102	865	42	289	26	3,215
Central Washington							
Benton	318	139	89	50	34	21	373
Chelan	165	124	56	44	8	17	191
Douglas	9	106	0	0	0	0	9
Grant	54	136	29	35	3	26	79
Kittitas	26	147	15	51	6	27	44
Klickitat	39	82	8	40	0	0	46
Okanogan	44	124	24	43	11	14	63
Yakima	281	116	92	44	18	31	329
<i>Total</i>	936	126	313	45	80	22	1,134
Eastern Washington							
Adams	8	140	5	40	4	20	13
Asotin	38	105	11	27	6	15	52
Columbia	3	101	4	79	0	0	6
Ferry	8	112	0	0	0	0	8
Franklin	48	132	8	37	6	21	61
Garfield	2	150	0	0	0	0	2
Lincoln	6	87	5	30	3	11	13
Pend Oreille	8	152	2	24	2	37	12
Spokane	1,098	114	410	40	165	28	1,149
Stevens	31	115	12	40	3	6	41
Walla Walla	118	130	32	38	8	20	134
Whitman	56	117	19	37	4	8	67
<i>Total</i>	1,424	116	508	40	201	26	1,558
Grand Total	15,857	116	5,526	41	2,051	28	17,970

21. Please indicate your current area of practice and area of residency accredited by ACGME you have received*

Area of Practice	Principal Practice	Principal Percentage	Secondary Practice	Secondary Percentage	ACGME Residency	ACGME Percentage
Adolescent Medicine	38	0%	76	0%	58	0%
Allergy and Immunology	67	0%	35	0%	79	0%
Anesthesiology	1,269	6%	151	1%	1,285	5%
Cardiology	557	2%	134	1%	564	2%
Child Psychiatry	176	1%	145	1%	278	1%
Colon and Rectal Surgery	50	0%	19	0%	57	0%
Critical Care Medicine	272	1%	335	1%	533	2%
Dermatology	335	1%	65	0%	329	1%
Emergency Medicine	1,429	6%	232	1%	1,309	5%
Endocrinology	167	1%	38	0%	160	1%
Family Medicine	3,249	14%	515	2%	3,239	13%
Gastroenterology	327	1%	71	0%	332	1%
Geriatric Medicine	80	0%	241	1%	177	1%
Gynecology Only	103	0%	48	0%	84	0%
Infectious Diseases	220	1%	84	0%	277	1%
Internal Medicine	3,116	14%	1,713	8%	4,528	18%
Nephrology	209	1%	63	0%	245	1%
Neurological Surgery	161	1%	37	0%	148	1%
Neurology	589	3%	122	1%	602	2%
Obstetrics and Gynecology	743	3%	242	1%	847	3%
Occupational Medicine	140	1%	74	0%	105	0%
Ophthalmology	386	2%	58	0%	372	1%
Orthopaedic Surgery	646	3%	129	1%	616	2%
Other Surgical Specialties	90	0%	72	0%	126	1%
Otolaryngology	232	1%	34	0%	235	1%
Pathology	549	2%	150	1%	559	2%
Pediatrics	1,165	5%	542	2%	1,674	7%
Pediatrics Subspecialties	698	3%	350	2%	812	3%
Physical Medicine and Rehab.	277	1%	42	0%	277	1%
Plastic Surgery	148	1%	53	0%	153	1%
Preventive Medicine/Public Health	78	0%	160	1%	107	0%
Psychiatry	1,223	5%	268	1%	1,286	5%
Pulmonology	232	1%	140	1%	340	1%
Radiation Oncology	180	1%	28	0%	174	1%
Radiology	1,513	7%	390	2%	1,440	6%
Rheumatology	125	1%	36	0%	138	1%
Surgery	560	2%	232	1%	733	3%
Thoracic and Cardiac Surgery	101	0%	18	0%	109	0%
Urology	235	1%	46	0%	236	1%
Vascular Surgery	112	0%	25	0%	114	0%
Other (e.g. Hospitalist)	877	4%	1,390	6%	316	1%
None	103	0%	14,152	62%	1,112	4%
Total	22,827		22,755		26,165	

*Some Physicians selected multiple fields

22. For patient related activities, indicate your practice arrangement and size of group*

Single Specialty Group	5,245	23%
Multi-Specialty Group	4,801	21%
Solo Practitioner	1,659	7%
Employee of a Hospital or Clinic	9,009	40%
State or Federal Employer	2,423	11%
Other	1,886	8%

Group size	Single	Single %	Multi	Multi %
501 +	41	1%	1,092	23%
101 - 500	553	11%	1,263	26%
51 - 100	615	12%	492	10%
21 - 50	1,096	21%	520	11%
1 - 20	2,743	52%	823	17%
Unknown	197	4%	611	13%
Total	5,245	100%	4,801	100%

23. Is your primary clinical practice:

Office based	11,157	50%
Hospital based	9,030	40%
Neither	2,253	10%

24. How many Physician Assistants do you sponsor?

0	18,266	82%
1	1,918	9%
2	939	4%
3 or more	1,316	6%

25. Do you have hospital clinical privileges in Washington State?

All active licensees

Yes	12,736	57%
No	9,703	43%
Total	22,439	100%

Practices in Washington

Yes	12,000	72%
No	4,773	28%
Total	16,773	100%

Doesn't practice in Washington

Yes	736	13%
No	4,930	87%
Total	5,666	100%

**Physicians may select multiple options*

26. Are interpretation services offered at your practice?

No	3,920	17%
Yes	18,519	83%

If yes, what languages are offered for interpretation?

English	11,987	65%
Korean	11,871	64%
French	11,648	63%
Spanish	13,839	75%
Russian	12,163	66%
Mandarin Chinese	11,976	65%
Other	2,396	13%
Do not know	4,118	22%

27. Do you speak any languages other than English well enough to communicate with your patients?

Korean	285	1%
French	690	3%
Spanish	3,388	15%
Russian	235	1%
Mandarin Chinese	808	4%
Other	3,324	15%

**28-30. Are you currently accepting patients covered by Medicare, Medicaid, Tricare?
Percentage of your patient population that currently uses this insurance**

	Medicare				Medicaid				Tricare			
	Yes	No	Don't know	Total	Yes	No	Don't know	Total	Yes	No	Don't know	Total
Accepting	54%	14%	31%	100%	51%	15%	34%	100%	41%	15%	44%	100%
<i>% of pts.</i>												
67 - 100%	6%	2%	1%	4%	4%	0%	1%	3%	3%	0%	0%	1%
34 - 66%	21%	6%	4%	13%	12%	2%	2%	7%	1%	0%	1%	1%
1 - 33%	32%	11%	7%	21%	43%	17%	10%	28%	54%	12%	8%	27%
0 or unk	41%	81%	87%	61%	41%	81%	87%	63%	43%	88%	91%	71%
Total	100%	100%	100%	100%	100%	100%	100%	100%	100%	100%	100%	100%

All questions past this point are answered by all licensees

31. In the past 12 months, how many weeks did you work or volunteer in a clinical setting?

	<u>Total</u>			<u>Active</u>			<u>Retired</u>		
48 - 52 weeks	10,568	42%		10,420	46%		148	6%	
40 - 47 weeks	5,447	22%		5,361	24%		86	4%	
31 - 39 weeks	578	2%		541	2%		37	2%	
1 - 30 weeks	3,332	13%		2,586	12%		746	31%	
0 or unknown	4,947	20%		3,531	16%		1,416	58%	

32. In a typical work week, indicate the average number of hours dedicated to the following professional activities

	<u>Clinical</u>		<u>Research</u>		<u>Admin</u>		<u>Education</u>		<u>Volunteer</u>		<u>Other</u>		<u>Total</u>	
	Act	Ret	Act	Ret	Act	Ret	Act	Ret	Act	Ret	Act	Ret	Act	Ret
>40 hrs	25%	0%	0%	1%	1%	3%	0%	0%	0%	0%	0%	2%	52%	9%
31-40 hrs	35%	0%	1%	1%	2%	3%	0%	0%	0%	1%	2%	4%	32%	9%
30 or less	32%	1%	18%	11%	54%	19%	37%	17%	5%	18%	4%	21%	14%	42%
0 or unk	8%	99%	81%	87%	43%	75%	62%	82%	95%	81%	94%	73%	3%	39%
Total	100%	100%	100%	100%	100%	100%	100%	100%	100%	100%	100%	100%	100%	100%

33. Do you provide telehealth/telemedicine services?

	<u>Total</u>			<u>Active</u>			<u>Retired</u>		
No	11,212	45%		9,030	40%		2,182	90%	
Yes	13,660	55%		13,409	60%		251	10%	

If yes, how many hours per week do you practice telehealth/telemedicine?

	<u>Total</u>			<u>Active</u>			<u>Retired</u>		
Over 40 hrs	245	2%		243	2%		2	1%	
31 - 40 hrs	886	6%		876	7%		10	4%	
10 - 30 hrs	2,577	19%		2,542	19%		35	14%	
Under 10 hrs	8,911	65%		8,757	65%		154	61%	
0 or unknown	1,040	8%		990	7%		50	20%	

What percentage of your telehealth/telemedicine population is provided to patients in Washington?

	<u>Total</u>			<u>Active</u>			<u>Retired</u>		
67 - 100%	7,767	57%		7,633	57%		134	53%	
34 - 66%	501	4%		491	4%		10	4%	
1 - 33%	2,602	19%		2,576	19%		26	10%	
0 or unknown	2,790	20%		2,709	20%		81	32%	

34. Do you prescribe opioids for patients with chronic noncancer pain?

	<u>Total</u>		<u>Active</u>		<u>Retired</u>	
No	19,286	78%	16,971	76%	2,315	95%
Yes	5,586	22%	5,468	24%	118	5%

If yes, Please estimate the number of opioid patients in the last month

	<u>Total</u>		<u>Active</u>		<u>Retired</u>	
Over 100	52	0%	51	1%	1	1%
11 - 100	1,594	6%	1,583	29%	11	9%
1 -10	3,250	13%	3,214	59%	36	31%
0 or Unk	690	3%	620	11%	70	59%

35. Are you a certified pain management specialist?

	<u>Total</u>		<u>Active</u>		<u>Retired</u>	
No	24,465	98%	22,054	98%	2,411	99%
Yes	407	2%	385	2%	22	1%

Under what section of WAC 246-919-945 are you qualified as a pain management specialist*

	<u>Total</u>		<u>Active</u>		<u>Retired</u>	
A	252	62%	241	63%	11	50%
B	88	22%	82	21%	6	27%
D	24	6%	23	6%	1	5%
E	50	12%	47	12%	3	14%
I do not Qualify	87	21%	79	21%	8	36%

36. Do you have colleague(s) to whom you can refer pain patients?

	<u>Total</u>		<u>Active</u>		<u>Retired</u>	
No, I can treat w/o referrals	1,007	4%	940	4%	67	3%
No colleagues to refer	9,436	38%	7,934	35%	1,502	62%
Yes	14,358	58%	13,524	60%	834	34%
No answer	71	0%	41	0%	30	1%

If yes, How many colleagues are available?

	<u>Total</u>		<u>Active</u>		<u>Retired</u>	
Unknown	3,004	21%	2,911	22%	93	11%
1	2,315	16%	2,133	16%	182	22%
2	2,935	20%	2,709	20%	226	27%
3	1,718	12%	1,611	12%	107	13%
4+	4,386	31%	4,160	31%	226	27%

37. Do you treat patients through nontraditional therapies?

	<u>Total</u>		<u>Active</u>		<u>Retired</u>	
No	23,742	95%	21,360	95%	2,382	98%
Yes	1,130	5%	1,079	5%	51	2%

Have you completed this census on behalf of another person?

	<u>Total</u>		<u>Active</u>		<u>Retired</u>	
Yes	789	3%	779	3%	10	0%
No	24,083	97%	21,660	97%	2,423	100%

*Physician may select more than one option. Section E was added effective 1/1/19

Physician principal area of practice and counties with practice sites - Northwest Washington


	Island	King	Pierce	San Juan	Skagit	Snohomish	Whatcom	Total
Adolescent Medicine		20	3			1		24
Allergy and Immunology		29	5			11	2	47
Anesthesiology		490	137	1	40	66	45	779
Cardiology	2	199	37	1	14	39	7	299
Child Psychiatry		69	16	1	2	6	5	99
Colon and Rectal Surgery		19	4			6		29
Critical Care Medicine		129	30		8	7	2	176
Dermatology	2	112	20		9	20	11	174
Emergency Medicine	10	389	155	10	19	102	17	702
Endocrinology		69	12		2	8	3	94
Family Medicine/General Practice	17	942	247	6	49	221	72	1554
Gastroenterology		128	23	1	6	16	11	185
Geriatric Medicine		40	4	1		1	5	51
Gynecology Only		46	10			6		62
Infectious Diseases		115	24		4	10	4	157
Internal Medicine (General)	10	1048	275	2	34	210	39	1618
Nephrology		74	17		5	8	2	106
Neurological Surgery		59	11			10	2	82
Neurology		213	39		2	26	7	287
Obstetrics and Gynecology	4	241	66	1	9	50	7	378
Occupational Medicine		26	8		4	10	4	52
Ophthalmology	2	145	37		9	26	11	230
Orthopaedic Surgery	3	175	60		14	39	10	301
Other Surgical Specialties		30	13		1	6	1	51
Otolaryngology	1	94	30		4	18	6	153
Pathology	1	195	18		3	19	8	244
Pediatrics (General)	4	415	117	2	19	96	19	672
Pediatrics Subspecialties		403	74			34	1	512
Physical Med. & Rehabilitation		129	25		4	24	2	184
Plastic Surgery		71	17		2	9	3	102
Preventive Med/Public Health		25	3			4	1	33
Psychiatry	6	453	91	3	7	42	20	622
Pulmonology		118	24		3	9	5	159
Radiation Oncology		49	16		2	8	5	80
Radiology	4	335	139	12	32	84	37	643
Rheumatology	1	58	7			11	2	79
Surgery (General)	5	169	56		8	27	9	274
Thoracic and Cardiac Surgery		30	15		1	3	2	51
Urology	1	85	23	1	3	10	5	128
Vascular Surgery		36	7			7	3	53
Other (e.g. Hospitalist, Admin.)	3	361	53	1	11	51	18	498
None or Unknown		27	5		1	5	1	39
Total	76	7860	1973	43	331	1366	414	12063

Physician principal area of practice and counties with practice sites - Southwest Washington

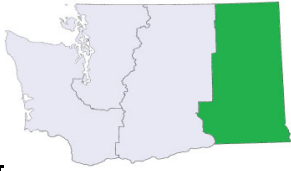

	Clallam	Clark	Cowlitz	Grays Harbor	Jefferson	Kitsap	Lewis	Mason	Pacific	Skamania	Thurston	Wahkiakum	Total
Adolescent Medicine		1									2		3
Allergy and Immunology		5				2					3		10
Anesthesiology	10	73	5	3		21	3	1			40		156
Cardiology	3	40	3	2	1	12	3	1	2		17		84
Child Psychiatry		9	2	1	1	3	4	1	2		3	1	27
Colon and Rectal Surgery		11									1		12
Critical Care Medicine		23	1			2					7		33
Dermatology	3	19	3			8					4		37
Emergency Medicine	19	73	21	7	7	35	15	7	11		33		228
Endocrinology	1	8				3					4		16
Family Medicine/General Practice	37	183	37	13	13	90	19	12	7	5	97		513
Gastroenterology	1	26	5			5					7		44
Geriatric Medicine	1	4	1	1		1					1		9
Gynecology Only		10							1		3		14
Infectious Diseases		14				1	1				3		19
Internal Medicine (General)	24	203	46	13	11	83	26	7	2		100		515
Nephrology		20	1	1		9					12		43
Neurological Surgery		11				1		1			6		19
Neurology	1	51	3	2		2	1				16		76
Obstetrics and Gynecology	4	92	4	1	1	18	6	3			20		149
Occupational Medicine	1	9	1			7					2		20
Ophthalmology	3	35	6	1	1	21	7				17		91
Orthopaedic Surgery	5	42	5	3	2	16	4	1			25		103
Other Surgical Specialties		5	1			2	1				2		11
Otolaryngology		22	4			3					7		36
Pathology	1	24	3			2	5				7		42
Pediatrics (General)	7	93	9	7	1	17	7	4			31		176
Pediatrics Subspecialties		47	3	1		2					9		62
Physical Med. & Rehabilitation		11				3	1				5		20
Plastic Surgery		6	1		1	1					1		10
Preventive Med/Public Health	1	5	1			2	1				1		11
Psychiatry	6	55	7	3	4	15	6	1	1	1	20		119
Pulmonology	1	23	3			5					5		37
Radiation Oncology	3	11	2	5	1	4	5				9		40
Radiology	3	53	20	6	2	22	3	1	3		23		136
Rheumatology	1	7	2			1					2		13
Surgery (General)	5	34	10	2	2	9	4	3			13		82
Thoracic and Cardiac Surgery		2				5					3		10
Urology	2	14	4	1	1	4	1				11		38
Vascular Surgery	3	6				6					4		19
Other (e.g. Hospitalist, Admin.)	6	52	10	5	5	11	5	1			26		121
None or Unknown		2	1	1			1	1			5		11
Total	152	1434	225	79	54	454	129	45	29	6	607	1	3215

Physician principal area of practice and counties with practice sites - Central Washington



	Benton	Chelan	Douglas	Grant	Kittitas	Klickitat	Okanogan	Yakima	Total
Adolescent Medicine	2				1			1	4
Allergy and Immunology	1	1		1				1	4
Anesthesiology	12	15		2		1		11	41
Cardiology	16	12		3	1	1	2	14	49
Child Psychiatry	1	1			1			5	8
Colon and Rectal Surgery	1								1
Critical Care Medicine	5	3					1	8	17
Dermatology	3	3		1				1	8
Emergency Medicine	25	26		7	9	13	15	25	120
Endocrinology	5	1						2	8
Family Medicine/General Practice	38	22	6	25	10	14	21	56	192
Gastroenterology	10	4		2		1	1	4	22
Geriatric Medicine	5	1							6
Gynecology Only							1	1	2
Infectious Diseases	2	3						2	7
Internal Medicine (General)	52	19		7	7	2	4	47	138
Nephrology	7							3	10
Neurological Surgery	5							2	7
Neurology	8	5		1	1		1	6	22
Obstetrics and Gynecology	14	5		4			1	18	42
Occupational Medicine	8	3						2	13
Ophthalmology	14	6		1	2	1	2	8	34
Orthopaedic Surgery	19	8			1		2	10	40
Other Surgical Specialties		1							1
Otolaryngology	5	2		1			1	3	12
Pathology	3	2						1	6
Pediatrics (General)	20	10	2	9	2	1	2	27	73
Pediatrics Subspecialties	18	6		2				10	36
Physical Med. & Rehabilitation	3	4						3	10
Plastic Surgery	1							2	3
Preventive Med/Public Health	2	1				1			4
Psychiatry	8	6		1				9	24
Pulmonology	2	2					1	5	10
Radiation Oncology	6	1						2	9
Radiology	9	3		4	2	9	3	14	44
Rheumatology	2	2		2			1	2	9
Surgery (General)	15	5		2	4	2	3	10	41
Thoracic and Cardiac Surgery	2							1	3
Urology	7	4		1				3	15
Vascular Surgery	2	1		1				1	5
Other (e.g. Hospitalist, Admin.)	14	2	1		2		1	8	28
None or Unknown	1	1		2	1			1	6
Total	373	191	9	79	44	46	63	329	1134

Physician principal area of practice and counties with practice sites - Eastern Washington



	Adams	Asotin	Columbia	Ferry	Franklin	Garfield	Lincoln	Pend Oreille	Spokane	Stevens	Walla Walla	Whitman	Total
Adolescent Medicine									2				2
Allergy and Immunology		1							1				2
Anesthesiology		3			5				72	2	8		90
Cardiology		2		1			1	1	39	2	5	1	52
Child Psychiatry									12		1	1	14
Colon and Rectal Surgery									2				2
Critical Care Medicine									12				12
Dermatology		3							26		7		36
Emergency Medicine	1	4	4	2	7		6	4	67	6	15	8	124
Endocrinology							1		5		1		7
Family Medicine/General Practice	10	7	1	4	14	1	4	4	149	19	13	21	247
Gastroenterology		1			2				15		4	1	23
Geriatric Medicine					1								1
Gynecology Only									6				6
Infectious Diseases						1			6				7
Internal Medicine (General)		9	1	1	9				152	5	30	6	213
Nephrology		1			2				13	1	1		18
Neurological Surgery									7		2		9
Neurology									31			2	33
Obstetrics and Gynecology		2			3				28		2	2	37
Occupational Medicine					2				8		1		11
Ophthalmology		1							29		3	2	35
Orthopaedic Surgery		1					1		56	1	4	4	67
Other Surgical Specialties									8				8
Otolaryngology									13		2		15
Pathology									23		1		24
Pediatrics (General)	1	2			7				63		4	5	82
Pediatrics Subspecialties									53				53
Physical Med. & Rehabilitation									15		4		19
Plastic Surgery		1			1				9		1		12
Preventive Med/Public Health													
Psychiatry	1	2			4			1	61	2	2	5	78
Pulmonology		1							8		2		11
Radiation Oncology									14		3		17
Radiology		4							41		3	2	50
Rheumatology					1				6				7
Surgery (General)		3						2	24	2	5	4	40
Thoracic and Cardiac Surgery									7				7
Urology		2			1				9		2	2	16
Vascular Surgery									8		1		9
Other (e.g. Hospitalist, Admin.)		2			2				45	1	7	1	58
None or Unknown									3				3
Total	13	52	6	8	61	2	13	12	1148	41	134	67	1557

III - SECONDARY CONTACTS

MDs who did not return a census form were emailed a reminder with a link to the census. Those without a valid email address were sent a hard copy. Secondary contacts are usually made approximately three to four weeks after license renewal.

Secondary contact returns as of 12-31-2023

Month	Contacts	Returns to Date	Return Rate
October	472	167	35%
November	293	103	35%
December	355	124	35%
Total	1120	394	35%