

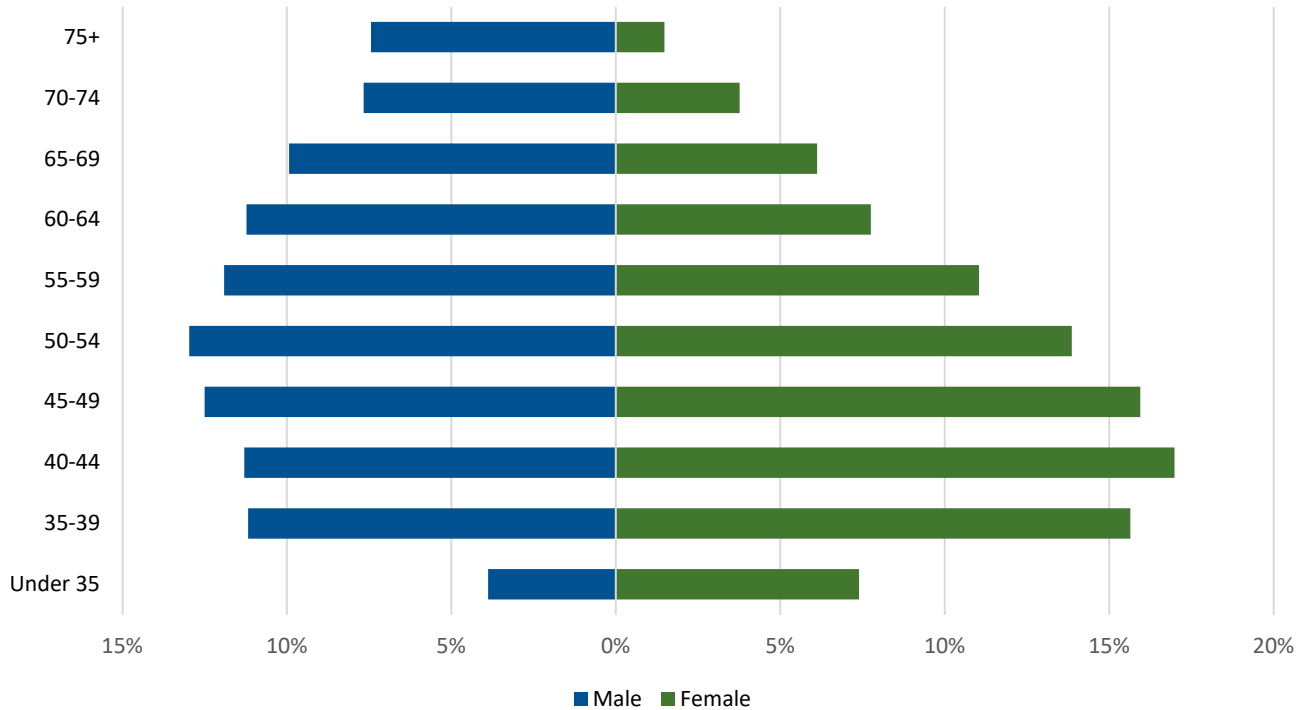
Physician Demographic Census Aggregate Report

I - PHYSICIAN INFORMATION

Census start date 4/1/2024
 Census end date 3/31/2025
 Created on 4/3/2025
 Total Returns 25,852

Sex	Total		Active		Retired	
Male	15,187	59%	13,569	52%	1,618	6%
Female	10,591	41%	9,852	38%	739	3%
	25,778	100%	23,421	91%	2,357	9%

Practitioners by sex and age:



6. How would you classify your race/ethnicity?*

	<u>Total</u>		<u>Active</u>		<u>Retired</u>	
White	16,195	62.6%	14,256	61%	1,939	82%
Black/African American	755	2.9%	721	3%	34	1%
American Indian/Alaskan Native	164	0.6%	154	1%	10	0%
Asian	5,839	22.6%	5,610	24%	229	10%
Native Hawaiian/other Pacific Islander	113	0.4%	108	0%	5	0%
Hispanic	942	3.6%	907	4%	35	1%
Other	581	2.2%	566	2%	15	1%
Prefer not to answer	2,262	8.7%	2,132	9%	130	6%

7. Do you have a DEA number?

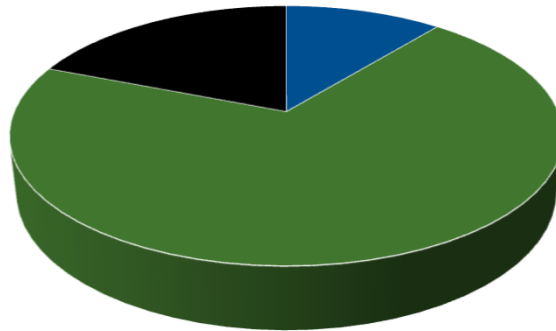
	<u>Total</u>		<u>Active</u>		<u>Retired</u>	
Yes	23,316	90%	21,838	93%	1,478	63%
No	2,536	10%	1,656	7%	880	37%

8. Do you currently reside in Washington State?

	<u>Total</u>		<u>Active</u>		<u>Retired</u>	
Yes	17,552	68%	15,626	67%	1,926	82%
No	8,300	32%	7,868	34%	432	18%

13. Where did you obtain your Medical Degree?

Washington State	2,828	11%
Other US State/Territory	18,094	70%
Foreign Country	4,930	19%
Unknown	0	0%



■ Washington State ■ Other US State/Territory ■ Foreign Country

**Physicians may select multiple options*

14. Are you ABMS Board Certified?

	<u>Total</u>		<u>Active</u>		<u>Retired</u>	
No	2,979	12%	2,554	11%	425	18%
Yes	22,873	88%	20,940	89%	1,933	82%

What are your ABMS Board Certifications*

General Medicine

Allergy and Immunology	93
Anesthesiology	1,382
Dermatology	370
Emergency Medicine	1,386
Family Medicine	3,522
Internal Medicine	5,189
Pediatrics	1,954
Physical Medicine and Rehab.	298

Pathology

Pathology - Anatomic	87
Pathology - Clinical	44
Pathology-Anatomic/Clinical	471

Preventive Medicine

Aerospace Medicine	22
Occupational Medicine	135
Public Health & Gen. Prev. Med.	140

Radiology

Diagnostic Medical Physics	0
Diagnostic Radiology	1,386
Interventional Radiology	159
Medical Physics	0
Nuclear Medical Physics	0
Nuclear Medicine	73
Radiation Oncology	187
Therapeutic Medical Physics	0

Medical Genetics

Clinical Biochemical Genetics	6
Clinical Cytogenetics	3
Clinical Genetics	54
Clinical Molecular Genetics	8
Lab. Genetics and Genomics	1

Surgical

Colon and Rectal Surgery	45
Neurological Surgery	147
Obstetrics and Gynecology	929
Ophthalmology	420
Orthopaedic Surgery	620
Otolaryngology	275
Plastic Surgery	129
Surgery	770
Thoracic and Cardiac Surgery	114
Urology	240
Vascular Surgery	120

General Medicine

14,194

Radiology

1,805

Surgical

3,809

Psychiatry and Neurology

2,022

Pathology

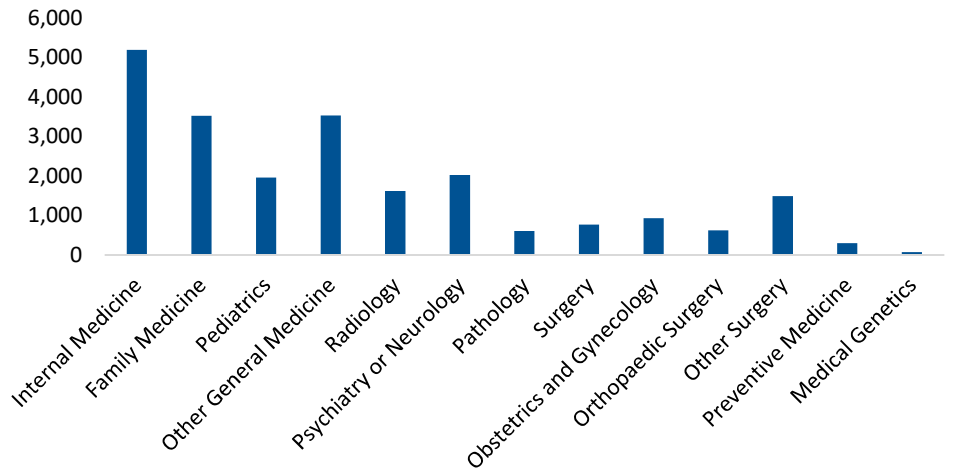
602

Preventive Medicine

297

Medical Genetics

72



Psychiatry and Neurology

Neurology	667
Neurology/Child Neurology	62
Psychiatry	1,293

*Physicians may select multiple options

15. Have you retired from clinical practice?

No	23,494	91%
Yes	2,358	9%

Questions 16 - 31 are only answered by physicians who have not retired

16. Do you plan on retiring from clinical practice in the next 12 months?

No	22,827	97%
Yes	666	3%

17. Upon retirement from clinical practice, will you convert your license to "retired active"

No	213	32%
Yes	446	68%

II - PRACTICE INFORMATION

18. Do you currently practice in Washington?

Yes	17,584	75%
No	5,910	25%

19. At how many locations do you provide patient care?

0 or unknown	2,192	9%
1	13,858	59%
2	4,455	19%
3 or more	2,989	13%

20. Approximately, how much time do you spend at each site in a given month?

	Site 1	Site 2	Site 3
Over 250 hours	2%	0%	0%
200 - 250 hours	6%	0%	0%
100 - 200 hours	47%	8%	3%
Under 100 hours	44%	92%	97%
Total	100%	100%	100%



Counties	Site 1	Avg Hrs/Mo	Site 2	Avg Hrs/Mo	Site 3	Avg Hrs/Mo	Total MDs in County
Northwest Washington							
Island	59	101	17	31	8	14	76
King	7,174	111	2,412	38	772	27	7,802
Pierce	1,717	119	616	40	255	24	1,971
San Juan	35	55	9	15	4	25	50
Skagit	223	109	87	38	47	22	323
Snohomish	1,061	114	369	36	158	30	1,387
Whatcom	404	112	136	36	39	26	463
<i>Total</i>	10,673	112	3,646	38	1,283	26	12,072
Southwest Washington							
Clallam	122	111	29	36	4	21	141
Clark	1,193	84	353	36	114	22	1,365
Cowlitz	152	107	60	26	11	21	220
Grays Harbor	62	117	21	42	5	39	82
Jefferson	45	105	13	33	1	0	56
Kitsap	371	116	86	34	30	27	423
Lewis	70	107	39	42	16	20	120
Mason	27	119	10	24	4	32	43
Pacific	12	87	5	18	3	42	21
Skamania	1	64	5	18	0	0	6
Thurston	486	113	170	49	52	28	589
Wahkiakum	0	0	1	20	0	0	1
<i>Total</i>	2,541	99	792	38	240	25	3,067
Central Washington							
Benton	288	132	75	40	28	17	345
Chelan	197	119	54	54	8	14	224
Douglas	12	126	2	6	1	20	15
Grant	68	128	28	26	4	20	95
Kittitas	28	96	21	36	4	37	47
Klickitat	38	70	6	46	1	48	45
Okanogan	53	113	32	41	12	13	78
Yakima	234	112	86	45	14	36	287
<i>Total</i>	918	119	304	42	72	22	1,136
Eastern Washington							
Adams	4	152	4	52	3	7	10
Asotin	34	91	4	27	5	17	43
Columbia	5	133	3	77	0	0	8
Ferry	9	128	0	0	0	0	10
Franklin	46	125	7	50	2	23	58
Garfield	2	78	0	0	0	0	3
Lincoln	6	126	4	17	2	12	13
Pend Oreille	10	133	2	24	2	37	13
Spokane	1,097	115	369	40	126	29	1,163
Stevens	31	100	14	41	3	8	46
Walla Walla	113	126	30	33	4	29	125
Whitman	49	109	14	29	2	5	60
<i>Total</i>	1,406	115	451	39	149	28	1,552
Grand Total	15,538	111	5,193	38	1,744	26	17,827

21. Please indicate your current area of practice and area of residency accredited by ACGME you have received*

Area of Practice	Principal Practice	Principal Percentage	Secondary Practice	Secondary Percentage	ACGME Residency	ACGME Percentage
Adolescent Medicine	29	0%	56	0%	49	0%
Allergy and Immunology	78	0%	34	0%	86	0%
Anesthesiology	1,321	5%	104	0%	1,348	5%
Cardiology	595	2%	151	1%	616	2%
Child Psychiatry	187	1%	137	1%	288	1%
Colon and Rectal Surgery	33	0%	16	0%	38	0%
Critical Care Medicine	322	1%	292	1%	547	2%
Dermatology	361	1%	50	0%	351	1%
Emergency Medicine	1,510	6%	201	1%	1,386	5%
Endocrinology	173	1%	41	0%	174	1%
Family Medicine	3,314	14%	367	2%	3,361	13%
Gastroenterology	352	1%	79	0%	351	1%
Geriatric Medicine	116	0%	210	1%	184	1%
Gynecology Only	130	1%	55	0%	65	0%
Infectious Diseases	263	1%	94	0%	304	1%
Internal Medicine	3,191	13%	1,247	5%	4,759	18%
Nephrology	223	1%	81	0%	260	1%
Neurological Surgery	165	1%	26	0%	156	1%
Neurology	699	3%	112	0%	701	3%
Obstetrics and Gynecology	834	3%	201	1%	955	4%
Occupational Medicine	163	1%	54	0%	113	0%
Ophthalmology	414	2%	34	0%	397	2%
Orthopaedic Surgery	621	3%	76	0%	612	2%
Other Surgical Specialties	118	0%	95	0%	154	1%
Otolaryngology	243	1%	18	0%	240	1%
Pathology	574	2%	115	0%	586	2%
Pediatrics	1,226	5%	374	2%	1,772	7%
Pediatrics Subspecialties	733	3%	374	2%	835	3%
Physical Medicine and Rehab.	291	1%	37	0%	294	1%
Plastic Surgery	150	1%	48	0%	160	1%
Preventive Medicine/Public Health	87	0%	141	1%	125	0%
Psychiatry	1,303	5%	220	1%	1,346	5%
Pulmonology	252	1%	126	1%	352	1%
Radiation Oncology	186	1%	21	0%	180	1%
Radiology	1,629	7%	272	1%	1,581	6%
Rheumatology	127	1%	33	0%	129	0%
Surgery	602	2%	172	1%	799	3%
Thoracic and Cardiac Surgery	113	0%	14	0%	117	0%
Urology	235	1%	29	0%	235	1%
Vascular Surgery	121	0%	25	0%	125	0%
Other (e.g. Hospitalist)	945	4%	1,302	5%	312	1%
None	203	1%	16,671	70%	1,000	4%
Total	24,232		23,805		27,443	

*Some Physicians selected multiple fields

22. For patient related activities, indicate your practice arrangement and size of group*

Single Specialty Group	5,784	25%
Multi-Specialty Group	5,112	22%
Solo Practitioner	1,776	8%
Employee of a Hospital or Clinic	9,168	39%
State or Federal Employer	2,364	10%
Other	1,871	8%

Group size	Single	Single %	Multi	Multi %
501 +	50	1%	1,011	20%
101 - 500	590	10%	1,165	23%
51 - 100	576	10%	418	8%
21 - 50	1,021	18%	506	10%
1 - 20	2,673	46%	820	16%
Unknown	874	15%	1,192	23%
Total	5,784	100%	5,112	100%

23. Is your primary clinical practice:

Office based	11,604	50%
Hospital based	9,277	40%
Neither	2,613	11%

24. How many Physician Assistants do you sponsor?

0	19,205	82%
1	1,904	8%
2	963	4%
3 or more	1,422	6%

25. Do you have hospital clinical privileges in Washington State?

All active licensees

Yes	12,969	55%
No	10,525	45%
Total	23,494	100%

Practices in Washington

Yes	12,264	70%
No	5,320	30%
Total	17,584	100%

Doesn't practice in Washington

Yes	705	12%
No	5,205	88%
Total	5,910	100%

**Physicians may select multiple options*

All questions past this point are answered by all licensees

31. In the past 12 months, how many weeks did you work or volunteer in a clinical setting?

	<u>Total</u>			<u>Active</u>			<u>Retired</u>	
48 - 52 weeks	11,029	43%		10,827	46%		202	9%
40 - 47 weeks	6,068	23%		5,953	25%		115	5%
31 - 39 weeks	626	2%		594	3%		32	1%
1 - 30 weeks	3,525	14%		2,824	12%		701	30%
0 or unknown	4,604	18%		3,296	14%		1,308	55%

32. In a typical work week, indicate the average number of hours dedicated to the following professional activities

	<u>Clinical</u>		<u>Research</u>		<u>Admin</u>		<u>Education</u>		<u>Volunteer</u>		<u>Other</u>		<u>Total</u>	
	Act	Ret	Act	Ret	Act	Ret	Act	Ret	Act	Ret	Act	Ret	Act	Ret
>40 hrs	24%	0%	1%	1%	1%	2%	0%	0%	0%	0%	0%	1%	53%	8%
31-40 hrs	36%	0%	1%	1%	2%	3%	1%	0%	0%	1%	1%	3%	30%	9%
30 or less	33%	1%	18%	14%	57%	21%	40%	20%	6%	17%	5%	22%	14%	45%
0 or unk	7%	98%	81%	84%	40%	74%	60%	80%	94%	82%	93%	74%	2%	38%
Total	100%	100%	100%	100%	100%	100%	100%	100%	100%	100%	100%	100%	100%	100%

33. Do you provide telehealth/telemedicine services?

	<u>Total</u>			<u>Active</u>			<u>Retired</u>	
No	11,836	46%		9,693	41%		2,143	91%
Yes	14,016	54%		13,801	59%		215	9%

If yes, how many hours per week do you practice telehealth/telemedicine?

	<u>Total</u>			<u>Active</u>			<u>Retired</u>	
Over 40 hrs	277	2%		277	2%		0	0%
31 - 40 hrs	989	7%		984	7%		5	2%
10 - 30 hrs	2,289	16%		2,270	16%		19	9%
Under 10 hrs	7,922	57%		7,787	56%		135	63%
0 or unknown	2,535	18%		2,480	18%		55	26%

What percentage of your telehealth/telemedicine population is provided to patients in Washington?

	<u>Total</u>			<u>Active</u>			<u>Retired</u>	
67 - 100%	6,902	49%		6,793	49%		109	51%
34 - 66%	407	3%		401	3%		6	3%
1 - 33%	2,265	16%		2,241	16%		24	11%
0 or unknown	4,443	32%		4,367	32%		76	35%

34. Do you prescribe opioids for patients with chronic noncancer pain?

	<u>Total</u>		<u>Active</u>		<u>Retired</u>	
No	20,315	79%	18,048	77%	2,267	96%
Yes	5,537	21%	5,446	23%	91	4%

If yes, Please estimate the number of opioid patients in the last month

	<u>Total</u>		<u>Active</u>		<u>Retired</u>	
Over 100	44	0%	44	1%	0	0%
11 - 100	1,190	5%	1,185	22%	5	5%
1 -10	2,951	11%	2,925	54%	26	29%
0 or Unk	1,352	5%	1,292	24%	60	66%

35. Are you a certified pain management specialist?

	<u>Total</u>		<u>Active</u>		<u>Retired</u>	
No	25,466	99%	23,122	98%	2,344	99%
Yes	386	1%	372	2%	14	1%

Under what section of WAC 246-919-945 are you qualified as a pain management specialist*

	<u>Total</u>		<u>Active</u>		<u>Retired</u>	
A	259	67%	250	67%	9	64%
B	89	23%	86	23%	3	21%
D	23	6%	23	6%	0	0%
E	54	14%	53	14%	1	7%
I do not Qualify	83	22%	78	21%	5	36%

36. Do you have colleague(s) to whom you can refer pain patients?

	<u>Total</u>		<u>Active</u>		<u>Retired</u>	
No, I can treat w/o referrals	898	3%	845	4%	53	2%
No colleagues to refer	6,781	26%	5,811	25%	970	41%
Yes	13,687	53%	13,099	56%	588	25%
No answer / Do not see pain pts**	4,486	17%	3,739	16%	747	32%

If yes, How many colleagues are available?

	<u>Total</u>		<u>Active</u>		<u>Retired</u>	
Unknown	5,534	40%	5,400	41%	134	23%
1	1,694	12%	1,591	12%	103	18%
2	2,064	15%	1,935	15%	129	22%
3	1,245	9%	1,183	9%	62	11%
4+	3,150	23%	2,990	23%	160	27%

37. Do you treat patients through nontraditional therapies?

	<u>Total</u>		<u>Active</u>		<u>Retired</u>	
No	24,846	96%	22,523	96%	2,323	99%
Yes	1,006	4%	971	4%	35	1%

Have you completed this census on behalf of another person?

	<u>Total</u>		<u>Active</u>		<u>Retired</u>	
Yes	710	3%	695	3%	15	1%
No	25,142	97%	22,799	97%	2,343	99%

*Physician may select more than one option. Section E was added effective 1/1/19

**This option was added to the census in June 2024

Physician principal area of practice and counties with practice sites - Northwest Washington



	Island	King	Pierce	San Juan	Skagit	Snohomish	Whatcom	Total
Adolescent Medicine	1	19	3		1	1		25
Allergy and Immunology		31	6			9	3	49
Anesthesiology		466	161		36	69	45	777
Cardiology	2	197	51	1	9	35	13	308
Child Psychiatry		73	13	1		9	3	99
Colon and Rectal Surgery		15	3			3		21
Critical Care Medicine		144	29		7	8	4	192
Dermatology	1	122	17		7	24	13	184
Emergency Medicine	10	412	166	11	19	108	19	745
Endocrinology		69	7			8	3	87
Family Medicine/General Practice	11	891	242	10	44	210	79	1487
Gastroenterology		128	30	1	6	18	13	196
Geriatric Medicine		48	7			3	3	61
Gynecology Only		49	11			5		65
Infectious Diseases		121	20		4	12	4	161
Internal Medicine (General)	14	1007	265	3	36	196	41	1562
Nephrology	1	75	19		4	8	2	109
Neurological Surgery		62	8			9	2	81
Neurology		215	41		1	36	9	302
Obstetrics and Gynecology	4	275	77	1	18	50	13	438
Occupational Medicine		27	10		4	14	2	57
Ophthalmology	1	146	42		3	32	7	231
Orthopaedic Surgery	4	161	50		13	32	7	267
Other Surgical Specialties		42	15		1	10	2	70
Otolaryngology	1	96	28		6	18	7	156
Pathology		197	18		1	19	9	244
Pediatrics (General)	4	420	118	3	20	88	29	682
Pediatrics Subspecialties		422	80		1	40	3	546
Physical Med. & Rehabilitation		124	29		2	27	1	183
Plastic Surgery		66	13		1	6	3	89
Preventive Med/Public Health	1	17	1			3	2	24
Psychiatry	5	441	83	1	7	39	23	599
Pulmonology		113	23		3	12	7	158
Radiation Oncology		54	14		4	7	7	86
Radiology	3	297	101	15	34	98	39	587
Rheumatology		56	6		2	10	2	76
Surgery (General)	4	172	59	1	7	28	13	284
Thoracic and Cardiac Surgery		24	15			4	3	46
Urology		83	21		5	9	8	126
Vascular Surgery		37	11			3	3	54
Other (e.g. Hospitalist, Admin.)	8	353	50	1	17	56	16	501
None or Unknown	1	35	8	1		11	1	57
Total	76	7802	1971	50	323	1387	463	12072

Physician principal area of practice and counties with practice sites - Southwest Washington


	Clallam	Clark	Cowlitz	Grays Harbo	Jefferson	Kitsap	Lewis	Mason	Pacific	Skamania	Thurston	Wahkiakum	Total
Adolescent Medicine													
Allergy and Immunology		7	1			1					2		11
Anesthesiology	10	87	7	4		10	1				45		164
Cardiology	3	43	4	2	2	11	3	1			22		91
Child Psychiatry		6	2	1	1	2	5		2		2	1	22
Colon and Rectal Surgery		3											3
Critical Care Medicine		25	5	1		3	1				5		40
Dermatology	2	19	3		1	7					3		35
Emergency Medicine	17	72	19	9	9	37	14	9	9		34		229
Endocrinology		12				3					2		17
Family Medicine/General Practice	43	165	37	16	10	80	21	11	3	5	93		484
Gastroenterology	1	22	6	1		3					10		43
Geriatric Medicine		7		1	1	1					1		11
Gynecology Only		14				1					2		17
Infectious Diseases		10	3			2		1			4		20
Internal Medicine (General)	20	174	41	17	12	77	26	5	1		85		458
Nephrology		21	2			4	1				11		39
Neurological Surgery		11						1			5		17
Neurology	1	57	3	2		3	2				14		82
Obstetrics and Gynecology	2	92	9	1	2	12	4	3			23		148
Occupational Medicine		7	1			6					2		16
Ophthalmology	1	39	9	2	3	23	5				19		101
Orthopaedic Surgery	6	38	3	2	2	16	3	2			23		95
Other Surgical Specialties		5				3					2		10
Otolaryngology		20	5			3	1				6		35
Pathology	1	23	3			4	6		1		6		44
Pediatrics (General)	5	83	14	6	1	15	7	1			35		167
Pediatrics Subspecialties		40	2			2					11		55
Physical Med. & Rehabilitation		12	1	1		4	2				4		24
Plastic Surgery		8			1		1				2		12
Preventive Med/Public Health	1	2				1	1				2		7
Psychiatry	6	46	4	1	2	16		2		1	17		95
Pulmonology	1	25	3			5					1		35
Radiation Oncology	2	12	1	3	1	4	3				8		34
Radiology	4	40	11	6	1	20	7	1	2		23		115
Rheumatology	1	7	3			3					2		16
Surgery (General)	5	35	12	2	1	11	4	3	1		10		84
Thoracic and Cardiac Surgery		4				7					4		15
Urology	2	17	2	1		3	1				11		37
Vascular Surgery	2	6				5					6		19
Other (e.g. Hospitalist, Admin.)	5	45	3	2	6	14	1	2	2		25		105
None or Unknown		4	1	1		1		1			7		15
Total	141	1365	220	82	56	423	120	43	21	6	589	1	3067

Physician principal area of practice and counties with practice sites - Central Washington



	Benton	Chelan	Douglas	Grant	Kittitas	Klickitat	Okanogan	Yakima	Total
Adolescent Medicine									
Allergy and Immunology	1	1		1					3
Anesthesiology	12	15		2				9	38
Cardiology	13	9		4		2	2	10	40
Child Psychiatry	1							2	3
Colon and Rectal Surgery	1								1
Critical Care Medicine	7	3						7	17
Dermatology	4	5		1			3	1	14
Emergency Medicine	24	29		8	13	12	16	27	129
Endocrinology	5	2		1			1	3	12
Family Medicine/General Practice	29	26	8	28	9	11	25	48	184
Gastroenterology	9	8		1		1	4	5	28
Geriatric Medicine	3	1							4
Gynecology Only							1	1	2
Infectious Diseases	8	2						2	12
Internal Medicine (General)	51	23	2	11	4	2	5	32	130
Nephrology	6	2	1				1	3	13
Neurological Surgery	4							1	5
Neurology	5	6		1	1		1	5	19
Obstetrics and Gynecology	9	8		5	2		2	18	44
Occupational Medicine	5	2						5	12
Ophthalmology	15	8		1	3	2	4	6	39
Orthopaedic Surgery	19	9		2			2	8	40
Other Surgical Specialties		1							1
Otolaryngology	5	3			1		1	2	12
Pathology	2	2							4
Pediatrics (General)	17	9	3	8	1	2	1	25	66
Pediatrics Subspecialties	17	5		1	1			12	36
Physical Med. & Rehabilitation	2	5						3	10
Plastic Surgery	1				1			1	3
Preventive Med/Public Health	4				1	2			7
Psychiatry	6	5		1				10	22
Pulmonology	4	2					1	5	12
Radiation Oncology	5							2	7
Radiology	7	9		5	4	6	2	9	42
Rheumatology	2	2		2			1	2	9
Surgery (General)	14	6		3	2	4	2	9	40
Thoracic and Cardiac Surgery	3	2							5
Urology	6	4		2			1	3	16
Vascular Surgery	1	2		1				1	5
Other (e.g. Hospitalist, Admin.)	17	7	1	4	3	1	2	7	42
None or Unknown	1	1		2	1			3	8
Total	345	224	15	95	47	45	78	287	1136

Physician principal area of practice and counties with practice sites - Eastern Washington



	Adams	Asotin	Columbia	Ferry	Franklin	Garfield	Lincoln	Pend Oreille	Spokane	Stevens	Walla Walla	Whitman	Total
Adolescent Medicine					1				1				2
Allergy and Immunology		1							2				3
Anesthesiology		4			5				67		8		84
Cardiology	1	1						1	37	1	4	1	46
Child Psychiatry					1				11				12
Colon and Rectal Surgery									2				2
Critical Care Medicine									14	1			15
Dermatology		3							23		4	1	31
Emergency Medicine		5	4	4	6		6	4	58	12	11	12	122
Endocrinology							1		10		1		12
Family Medicine/General Practice	8	3	4	4	13	1	4	6	156	18	13	17	247
Gastroenterology		1			1				15		4		21
Geriatric Medicine		1							4				5
Gynecology Only		1							8				9
Infectious Diseases					1	1			5		1		8
Internal Medicine (General)		6		1	10	1	1		147	6	31	6	209
Nephrology		2			1				16		2		21
Neurological Surgery									8				8
Neurology									30		1	1	32
Obstetrics and Gynecology		1			2				31	1	3	3	41
Occupational Medicine					2				8		1		11
Ophthalmology		1							32		3		36
Orthopaedic Surgery		1							46		4	3	54
Other Surgical Specialties									7				7
Otolaryngology									15		3		18
Pathology									23				23
Pediatrics (General)	1	4			5				65		4	5	84
Pediatrics Subspecialties		1							49	1			51
Physical Med. & Rehabilitation					1				18		3		22
Plastic Surgery					1				11		1		13
Preventive Med/Public Health									3				3
Psychiatry		2		1	3				56	3	2	1	68
Pulmonology		1							9		1		11
Radiation Oncology									16		2		18
Radiology		1							47		3	2	53
Rheumatology					2				3				5
Surgery (General)		1			2		1	2	26	2	5	5	44
Thoracic and Cardiac Surgery									7				7
Urology		2							9		3	1	15
Vascular Surgery									6		1		7
Other (e.g. Hospitalist, Admin.)					1				50	1	6	2	60
None or Unknown									12				12
Total	10	43	8	10	58	3	13	13	1163	46	125	60	1552

III - SECONDARY CONTACTS

MDs who did not return a census form were emailed a reminder with a link to the census. Those without a valid email address were sent a hard copy. Secondary contacts are usually made approximately three to four weeks after license renewal.

Secondary contact returns as of 3-31-2025

Month	Contacts	Returns to Date	Return Rate
January	430	172	40%
February	299	111	37%
March	342	122	36%
Total	1071	405	38%